




HIGH-END SYSTEMDOORS AND WINDOWS
Foshan Desilesi Home Technology Co., Ltd.



LEADING BRAND OF HIGH-END SECURITY DOORS AND WINDOWS


Foshan Desles Home Technology Co., Ltd. is a well-known door and window enterprise specializing in the manufacturing, sales and service of doors and Windows. OUNA High-End Security Doors and Windows is one of its high-end brands. Founded in 2008, it has 17 years of experience in customizing high-end security doors and Windows and a modern intelligent manufacturing base covering over 155,000 square meters. With its strong brand influence, it has been listed among the top 500 Chinese brands in terms of brand value for three consecutive years and has been recognized as a landmark brand in the Chinese doors and Windows industry. It has won the German IF and German Red Dot Design Awards. High-end security doors and Windows have led the national sales for three consecutive years, and its solid strength has firmly maintained its leading position in China's high-end security doors and Windows industry

Foshan Desles Home Technology Co., Ltd. offers a one-stop, full-category solution covering casement Windows, swing doors, sliding Windows, sliding doors, folding doors, sunrooms, aluminum-wood doors, shower rooms, curtain wall series and all-aluminum system armored doors, etc. It is committed to providing global users with a high-quality home experience in all aspects.

PRODUCTION WORKSHOP



EXHIBITION HALL DISPLAY



TEAM STYLE



CUSTOM MANUFACTURING PROCESS FOR DOORS AND WINDOWS

SECTION EXTRUSION



SURFACE TREATMENT



CUSTOM MANUFACTURING PROCESS FOR DOORS AND WINDOWS

GLASS PROCESS



Raw glass sheet



Glass cutting production line



Glass tempering process




Glass laminating process

PRODUCT ASSEMBLY



EX-FACTORY INSPECTION



PRODUCT PACKAGING



CONTAINER SHIPMENT



THE MOST INFLUENTIAL BRAND
SPOKESPERSON IN THE
DOOR AND WINDOW INDUSTRY

HIGH-END SECURE DOORS
AND WINDOWS
NEED TO HAVE ZHEN KUNG FU



IMAGE
AMBASSADOR *Donnie Yen*

VILLAS, LUXURY HOMES, HIGH-END DECORATION SPECIAL DOORS AND WINDOWS
OUNA BRAND IMAGE AMBASSADOR DONNIE YEN

institutional framework, physical infrastructure and administrative services that will ensure a complete smooth operation to support the various economic activities within the Industrial park.

DESLES DOORS AND WINDOWS INVESTED



HAS A NATIONAL DOOR AND WINDOW TESTING CENTER

INTERNATIONAL AUTHORITATIVE CERTIFICATION LEADING STRENGTH

NFRC Product Certificate of Authorization

Manufacturer:	Foshan Desilesi Home Technology Co., Ltd	Product Series:	87 Td and Turn window
Street:	No. 81, Songgang Shenzhen Industrial Zone	Product Type:	DA11
City/State/Zip:	Foshan, Guangdong 528234		
Service Lab:	SFTL	Test Lab:	SFTL
See Report #:	MED-2009-0	Test Report #:	MED-2009-0
See Report Date:	08/11/2009	Test Date:	07/11/2009
Revised Date:	08/11/2009	Revised Date:	08/11/2009
Auth. Ratings:	U-Factor, SHGC, VT, CR, Air Leakage	Test Method:	NFRC 102
Procedural Year:	2009	Procedural Year:	2009

Initial Certification Date: 09/25/2009
 Re-Certification Date: 07/31/2025
 Expiration Date: 07/31/2025

CPD Product Line Number: PDNA-1
 Product Number Range: 0001-0001 to 0001-0001

Comments:
 Air Leakage: MED-2009-0
 Report Date: 8/11/2009
 Expiration Date: 7/31/2025

I hereby certify that all requirements for NFRC Certification Authorization have been met and that the above information is true and correct, to the best of my knowledge.

Authorized IA Signature: *[Signature]*

As of September 28, 2024 NFRC Certification Authorization Page 1

(American Standard)

STANDARDSMARK LICENCE

Intertek SAI Global hereby grants:
Foshan Desilesi Home Technology Co., Ltd

No. 81, Songgang Shenzhen Industrial Zone, Shishan Town, Nanshan District, Foshan, Guangdong China

StandardMark Licence

Manufactured in:
 AQ 2007-2014 - Windows and external glazed doors in buildings - This certification includes installation

The StandardMark Licensee has the right to use the STANDARDMARK as shown below only in respect of the goods described and detailed in the Schedule which are produced by the Licensee or on behalf of the Licensee and which comply with the applicable Standards referred to above as herein to time amended. The License is granted subject to the rules governing the use of the STANDARDMARK, and the Terms and Conditions for certification and licence. The Licensee consents to comply with all the Rules and Terms and Conditions.

Certificate No: SBEK41010
 Originally Certified: 17 January 2005
 Current Certification: 17 January 2025
 Issued: 18 January 2025
 Expires: 18 January 2028

[Signature]
 Colin Williams
 President (General Manager)
 200 Market Certification Services Pty Ltd
 Level 7/1568-731 St Charles Street
 Sydney NSW 2000 Australia

As of September 28, 2024 Page 1

(Australian Standard)

OUNA DOORS AND WINDOWS

186 national patents industry-leading



STANDARD PRODUCTION AUTHORITY SUPERVISION

Foshan Desles Home Technology Co., Ltd. from the quality control standards, production technology, factory inspection standards and other whole process through the national authority units supervision, calibration, testing qualified, quality assurance.



Casement window

- 11 40 non-thermal break series (construction style)
- 13 50 non-thermal break series
- 15 60 thermal break series
- 17 97 series thermal break double inside open
- 19 82 series thermal break double inside open
- 21 87 thermal break series
- 23 65 thermal break series
- 25 100 thermal break top-hung series, Standard with screen
- 27 103 thermal break series, Standard with screen
- 29 20116 thermal break series, Standard with screen

Sliding window

- 31 728 series non-thermal break sliding window (construction style)
- 33 90series non-thermal break sliding window (construction style)
- 35 80 series thermal break sliding window (2 tracks)
- 37 120 series thermal break sliding window (3 tracks)
- 39 88 series thermal break sliding window(2 tracks)
- 41 135 series thermal break sliding window(3 tracks)
- 43 120 series non-thermal break sliding window(3 tracks)
- 45 80 series non-thermal break sliding window(2 tracks)

Sliding door

- 47 90/137series non-thermal break sliding door(3 tracks)
- 49 4535 series non-thermal break sliding door
- 51 180/65 series non-thermal break sliding door
- 53 120/190 series thermal break lift and sliding door
- 55 80/120 series non-thermal break sliding door
- 57 88/135 series thermal break sliding door(2 tracks)
- 59 85 series thermal break Hide hinge folding door
- 61 86 series thermal break Hide hinge folding door

- 63 88series thermal break open hinge folding door
- 65 90series thermal break Hide hinge folding door
- 67 95series thermal break Hide hinge folding door

Single hung window

- 69 60series thermal break folding window
- 71 55series non-thermal break up and down folding window
- 73 83series thermal break up and down single hung window

Curtain wall

- 75 100series
- 77 120series
- 79 140series
- 81 180series

KFC door

- 83 55 series KFC door/Spring door
- 85 80 series KFC door/Spring door

Skylight

- 87 Fixed skylight
- 89 Electric skylight

Interior casement door

- 91 4516 series casement door
- 93 4535 series casement door

Interior sliding door

- 95 4516 series sliding door
- 97 4535 series sliding door

Outdoor extremely narrow panoramic sliding door

- 99 Panoramic two-track thermal break sliding door



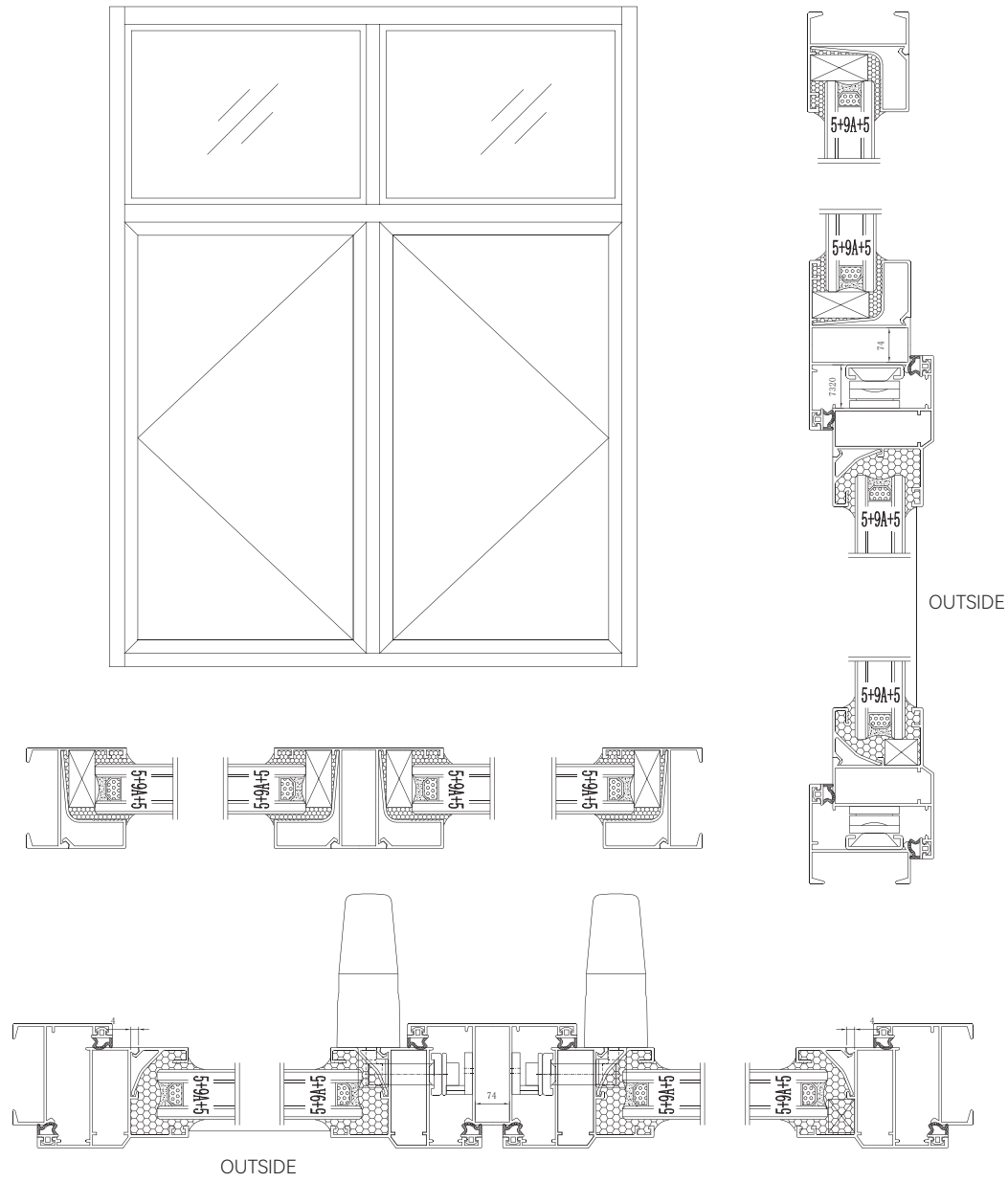
CONTENTS

COMPANY PROFILE

01-02 FACTORY STRENGTH

03 BRAND IMAGE ENDORSER

04-09 HONORARY CERTIFICATES



SHOWCASE GRAPH

50 NON-THERMAL BREAK SERIES

HIGH-END SYSTEM DOORS AND WINDOWS

Technical Parameters:

Frame thickness:1.4mm

Size rang:

Sash width 450mm-750mm, Sash height 750mm-1400mm

Glass specification:

5mm+9A+5mm double clear tempered glass

Heat insulation strip:

Non-broken bridge

Product function:

Outward opening/outward overhanging/inward opening and inward tilting

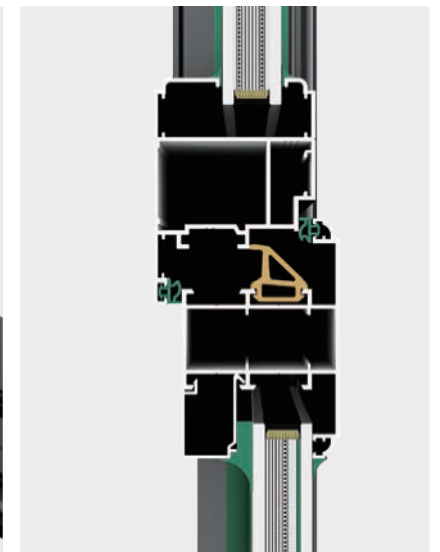
Product advantage:

- 1、 45 degree corner cleat with glue injection design has stable structure, elegant and smooth appearance lines
- 2、 The sash is designed with beveled lines, revealing a sense of aesthetic design in fashionable simplicity
- 3、 Stainless steel load-bearing hardware, has safe and stable without deformation performances, and long service life
- 4、 Standard 6+12A+6 hollow tempered glass,has good sound insulation, heat insulation, and better safety

PRODUCT ACCESSORIES


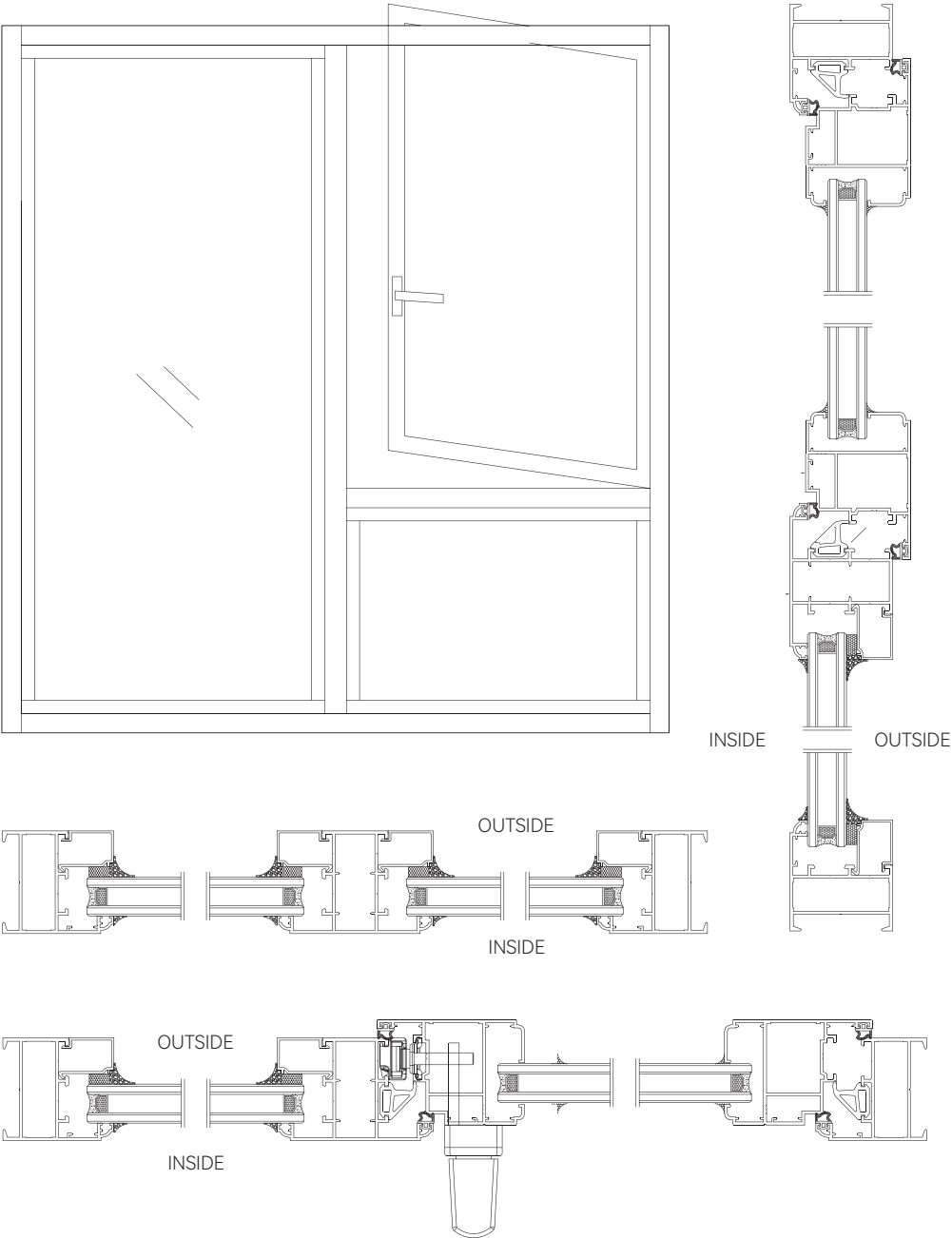


Bend Handle - Lock Block - "T"Shaped Piece



HARDWARE CONFIGURATION

Simplicity The minimalist design concept eliminates unnecessary decorations and creates a peaceful and comfortable living space.



SHOWCASE GRAPH

60 THERMAL BREAK SERIES

HIGH-END SYSTEM DOORS AND WINDOWS

Technical Parameters:

Frame thickness: 1.4mm

Size rang:

Sash width 700mm-5000mm, Sash height 1400mm-3000mm

Glass specification:

5mm+12A+5mm double clear tempered glass

Heat insulation strip:

Frame type C: 18mm, fan type C: 27mm

Product function:

Outward opening/outward overhanging/inward opening and inward tilting


Product advantage:

- 1、 simple design, improve the overall beauty of the home
- 2、 excellent sealing performance, effective energy saving and consumption reduction
- 3、 high-end hardware accessories, durable
- 4、 high-quality materials, safe and stable structure

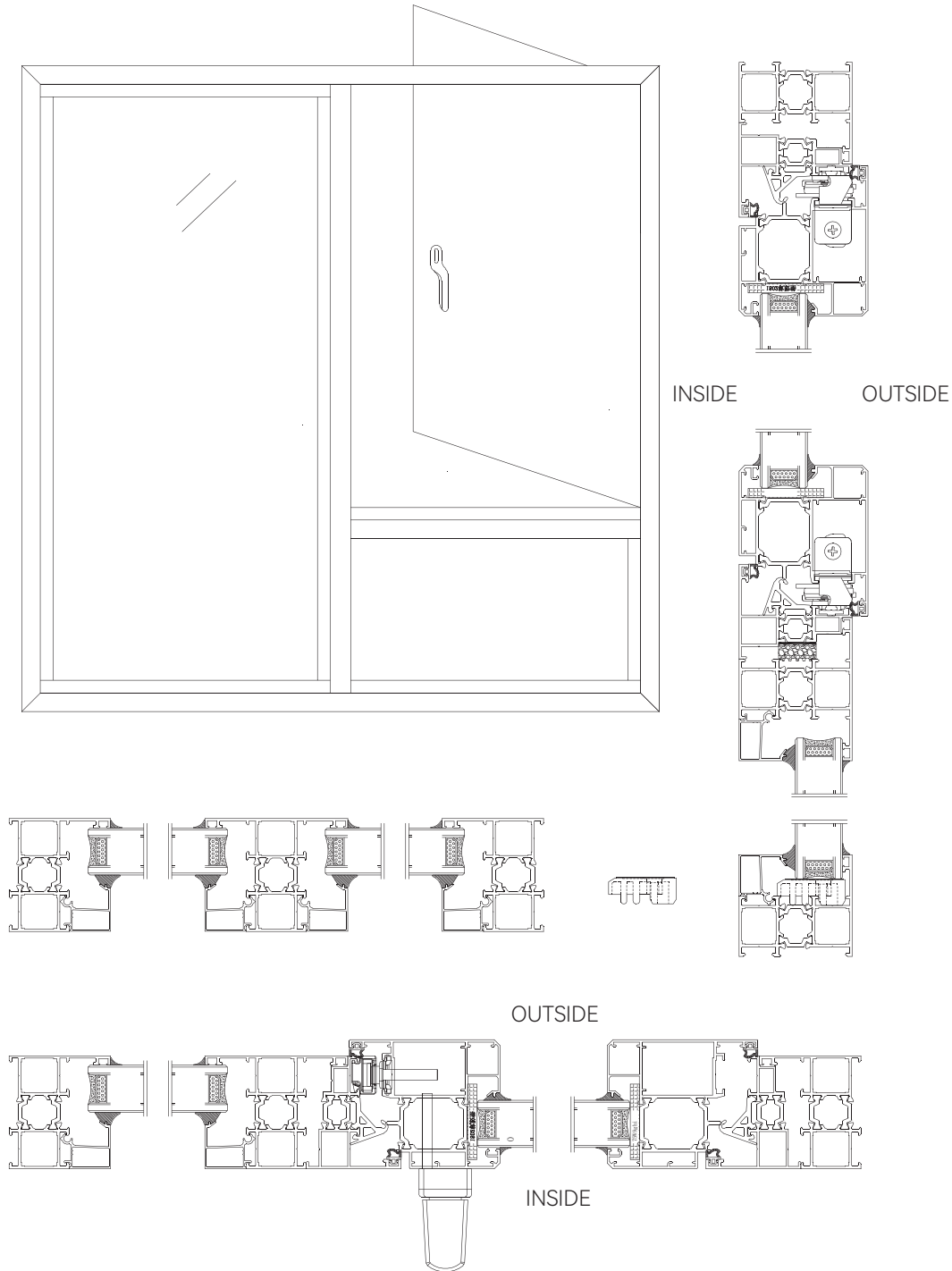
PRODUCT ACCESSORIES



HARDWARE CONFIGURATION



Simplicity The minimalist design concept eliminates unnecessary decorations and creates a peaceful and comfortable living space.



SHOWCASE GRAPH

97 SERIE

(THERMAL BREAK DOUBLE INSIDE OPEN)

HIGH-END SYSTEM DOORS AND WINDOWS

Technical Parameters:

Frame thickness:1.8mm

Size rang:

Sash width 500mm-750mm, Sash height 800mm-1400mm

Glass specification:

5mm+27A+5mm double clear tempered glass

Heat insulation strip:

35.3mm

Product function:

Single inside opening Open inward and tilt inward

Product advantage:

- 1、 No obstruction of vision, large light and transparent space
- 2、 Seamless structure design, sound insulation and dustproof, good sealing performance
- 3、 Smooth lines of the whole window, beautiful and atmospheric, strong adaptability to the scene



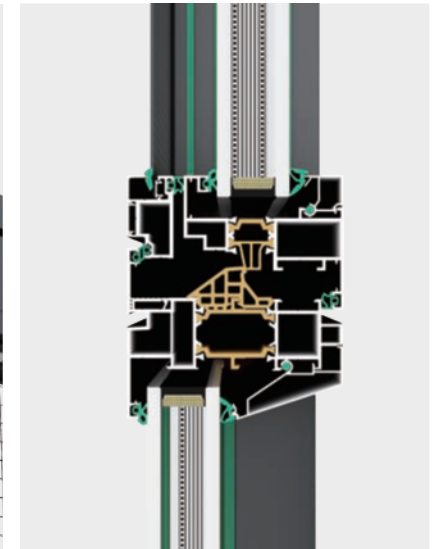
PRODUCT ACCESSORIES



Roto Transmission Box For Tilt & Turn,
Lock Set, Corner Connector


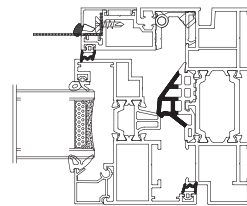
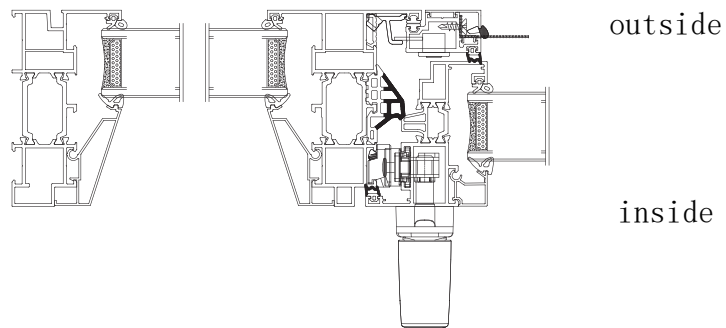
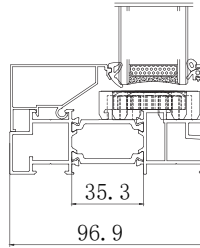
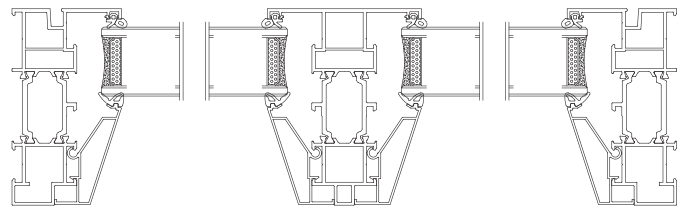
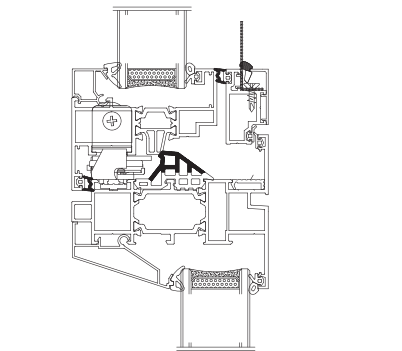
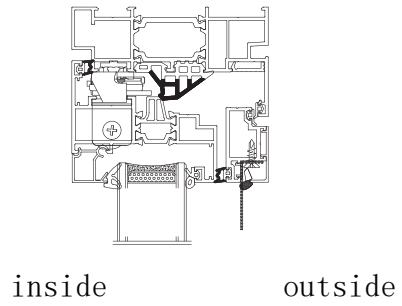



Roto Accessories For Tilt & Turn



HARDWARE CONFIGURATION

Simplicity The minimalist design concept eliminates unnecessary decorations and creates a peaceful and comfortable living space.



SHOWCASE GRAPH

82 SERIE

(THERMAL BREAK DOUBLE INSIDE OPEN)

HIGH-END SYSTEM DOORS AND WINDOWS

Technical Parameters:

Frame thickness: 1.8mm

Size rang:

Sash width 500mm-750mm, Sash height 800mm-1400mm

Glass specification:

5mm+24A+5mm double clear tempered glass

Heat insulation strip:

30mm

Product function:

Single inside opening Open inward and tilt inward

Product advantage:

- 1、 Reinforced wall thickness design has higher safety performance, higher wind pressure resistance
- 2、 The corner cleat injection process not only increases the structural stability of the window, but also improves the 5 major performance of the window.
- 3、 Three seals with isothermal perpendicular lines for excellent thermal insulation performance
- 4、 Adopting 304 stainless steel high-transparency mesh, provides better ventilation and visual effect



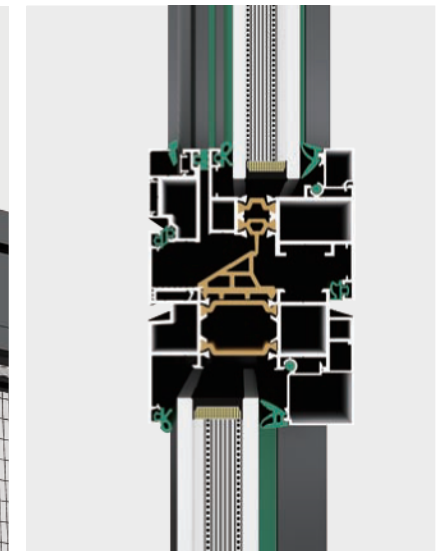
PRODUCT ACCESSORIES



Roto Transmission Box For Tilt & Turn,
Lock Set, Corner Connector

Roto Accessories For Tilt & Turn

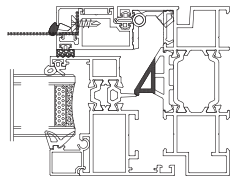
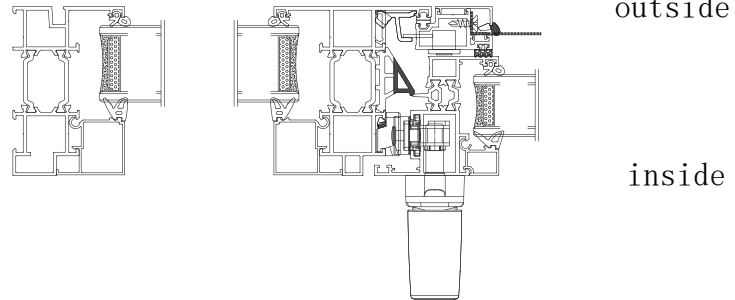
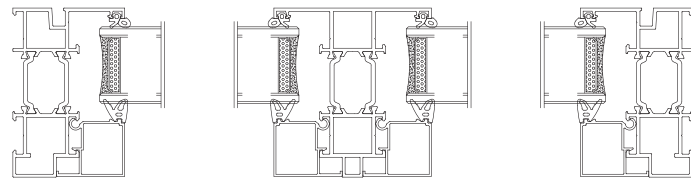
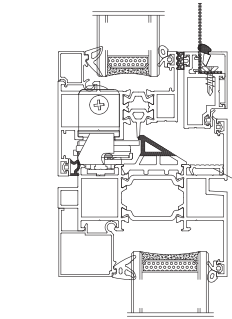
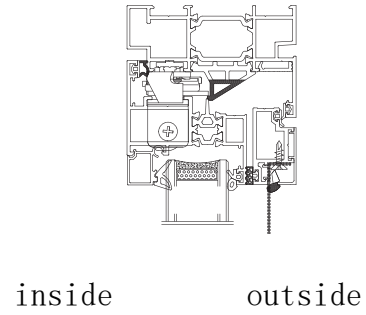

HOPPE Handle



HARDWARE CONFIGURATION

Simplicity The minimalist design concept eliminates unnecessary decorations and creates a peaceful and comfortable living space.

82 SERIES THERMAL BREAK DOUBLE INSIDE OPEN



SHOWCASE GRAPH

87 THERMAL BREAK SERIES

HIGH-END SYSTEM DOORS AND WINDOWS

Technical Parameters:

Frame thickness: 1.8mm

Size rang:

Sash width 500mm-750mm, Sash height 800mm-1400mm

Glass specification:

5mm+24A+5mm double clear tempered glass

Heat insulation strip:

35.3mm

Product function:

Outward-opening/outward-overhanging/inward-opening and inward-tilting/
outward-opening/inward-opening

Product advantage:

- 1、 Isothermal vertical with 35.3mm heat-insulating strips, effectively prevents heat transfer, and has excellent thermal insulation performance
- 2、 Split balanced Angle code injection process, improve the wind pressure resistance of the whole window and the overall safety performance
- 3、 Provide fancy color custom design to break the traditional monotony and make the windows become the highlight of home decoration

PRODUCT ACCESSORIES



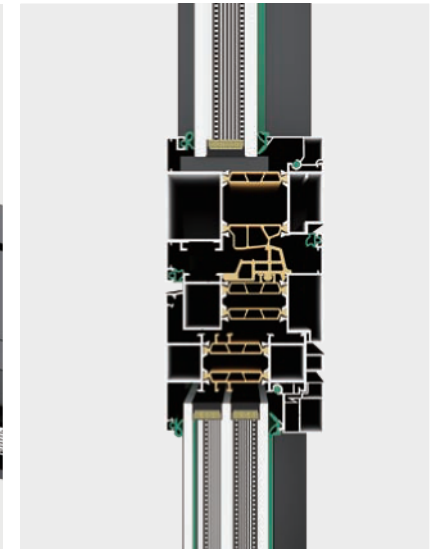
SI Transmission Box For Tilt & Turn,
Lock Set, Corner Connector



SI Accessories For Tilt & Turn


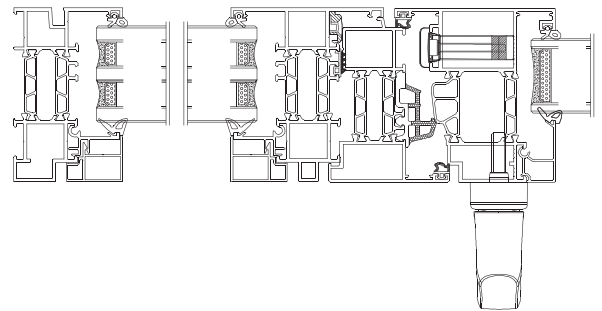
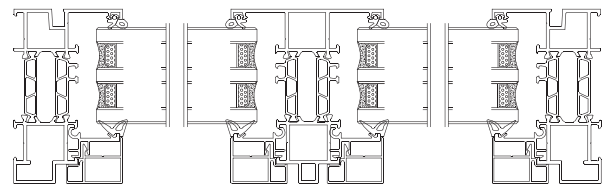
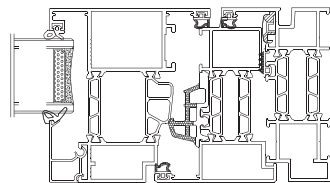
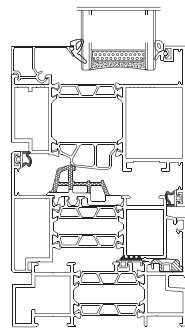
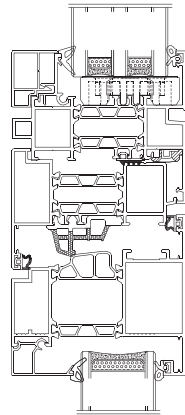
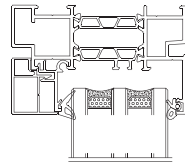



HOPPE Handle



HARDWARE CONFIGURATION

Simplicity The minimalist design concept eliminates unnecessary decorations and creates a peaceful and comfortable living space.



SHOWCASE GRAPH

Technical Parameters:

Frame thickness:1.8mm

Size rang:

Sash width 500mm-750mm, Sash height 800mm-1400mm

Glass specification:

5mm+20A+5mm double clear tempered glass

Heat insulation strip:

22mm

Product function:

Outward-opening/outward-overhanging/inward-opening and inward-tilting/
outward-opening/inward-opening

Product advantage:

- 1、 Split balanced Angle code injection process, improve the wind pressure resistance of the whole window and the overall safety performance
- 2、 Three-layers sealing with isothermal vertical line design, has excellent heat preservation and insulation performance
- 3、 Doors windows can be made, with glass protection integrated design,it looks noble and elegant and enhances the overall style of the home

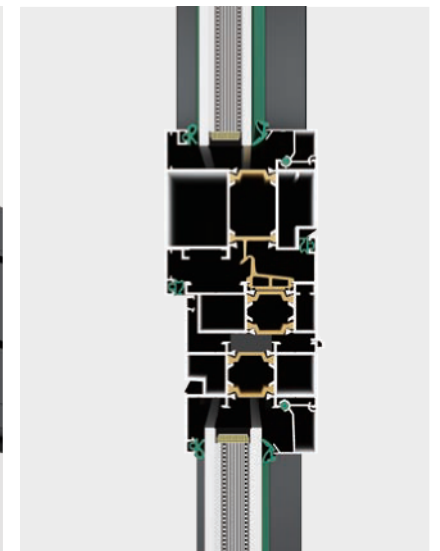
PRODUCT ACCESSORIES



Hinges For The Sash

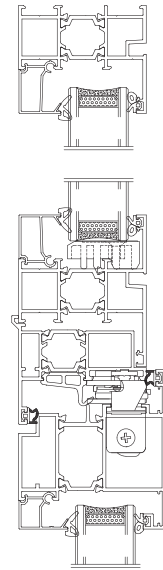



Handle-Transmission Box For Sashes

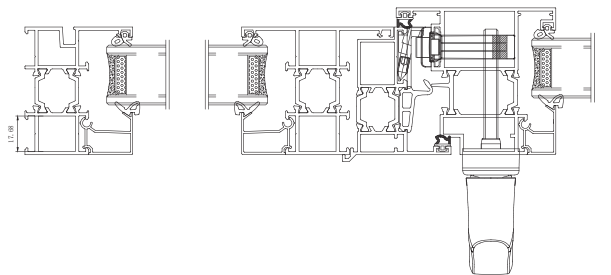
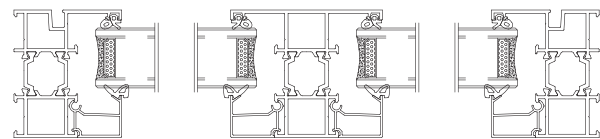
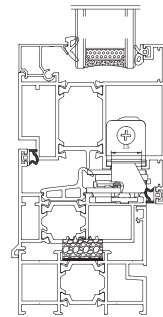


HARDWARE CONFIGURATION

Simplicity The minimalist design concept eliminates unnecessary decorations and creates a peaceful and comfortable living space.

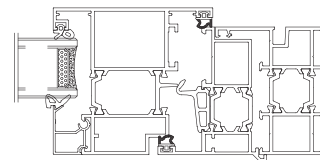


inside outside



outside

inside



SHOWCASE GRAPH

100 THERMAL BREAK TOP-HUNG SERIE

(STANDARD WITH SCREEN)

HIGH-END SYSTEM DOORS AND WINDOWS

Technical Parameters:

Frame thickness: 1.8mm

Size rang:

Sash width 500mm-750mm, Sash height 800mm-1400mm

Glass specification:

5mm+20A+5mm double clear tempered glass

Heat insulation strip:

26mm

Product function:

Outward opening/outward overhanging

Product advantage:

- 1、 Reinforced wall thickness design has higher safety performance, higher wind pressure resistance
- 2、 Split balanced Angle code injection process, improve the wind pressure resistance of the whole window and the overall safety performance
- 3、 20A hollow thickness effectively improves sound insulation, heat preservation and thermal insulation properties



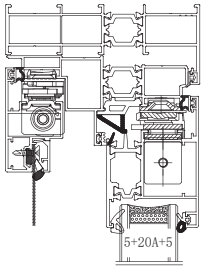
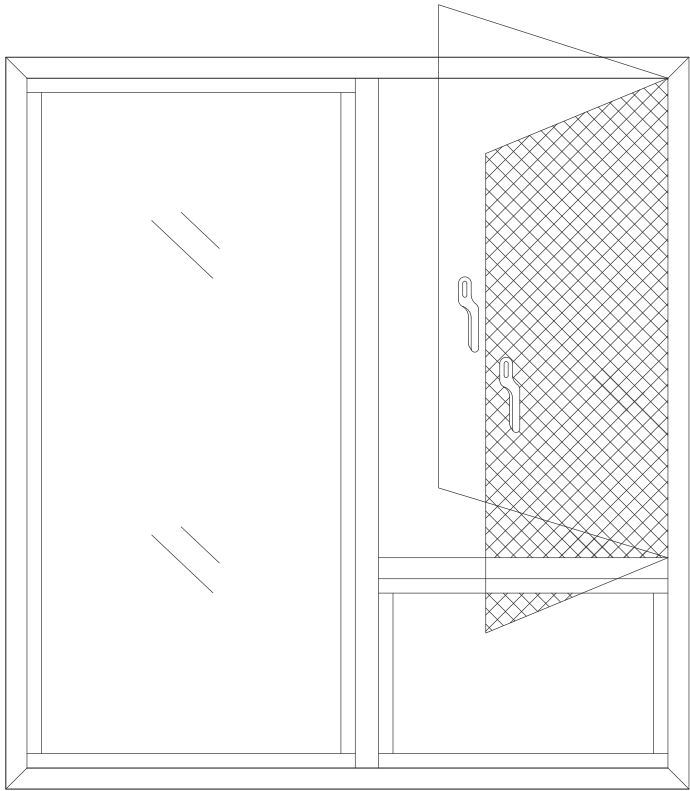
PRODUCT ACCESSORIES



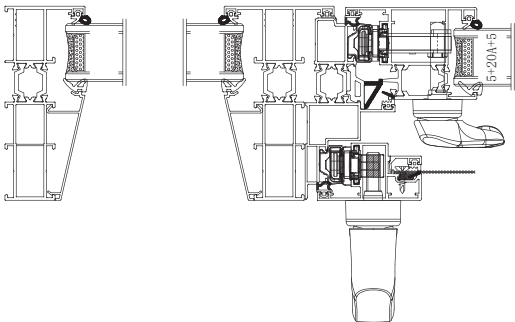
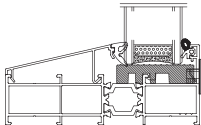
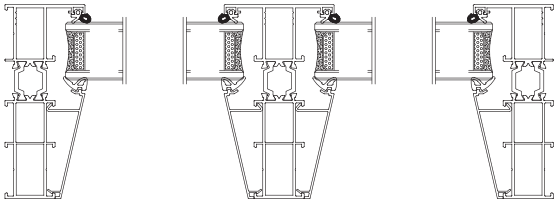
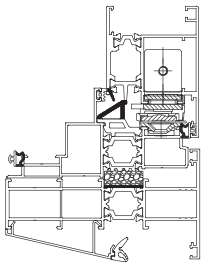
HARDWARE CONFIGURATION



Simplicity The minimalist design concept eliminates unnecessary decorations and creates a peaceful and comfortable living space.

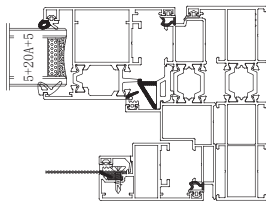


inside outside

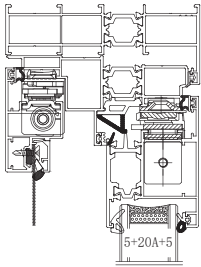
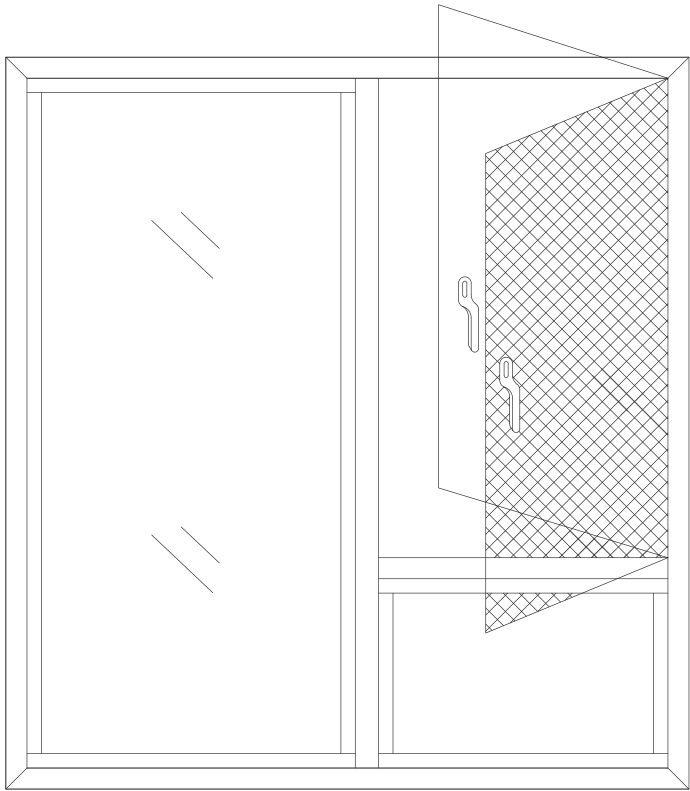


outside

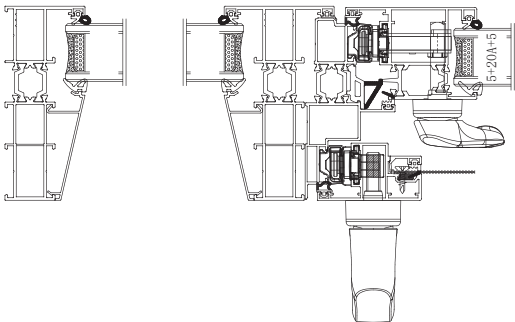
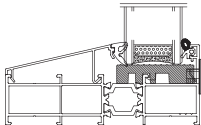
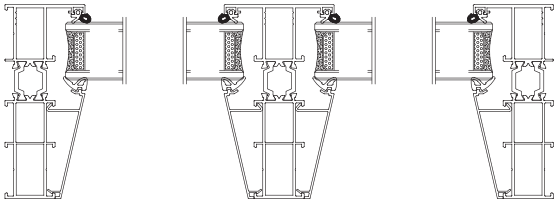
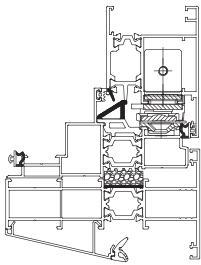
inside



SHOWCASE GRAPH


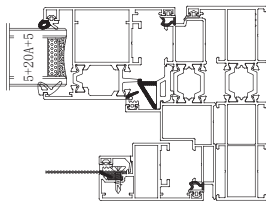


inside outside



outside

inside



SHOWCASE GRAPH

103 THERMAL BREAK SERIES

(STANDARD WITH SCREEN)

HIGH-END SYSTEM DOORS AND WINDOWS

Technical Parameters:

Frame thickness: 1.8mm

Size rang:

Sash width 500mm-750mm, Sash height 800mm-1400mm

Glass specification:

5mm+20A+5mm double clear tempered glass

Heat insulation strip:

22mm

Product function:

Outward opening/outward overhanging

Product advantage:

- 1、 Concealed pull handle with strike plate has its own flip-up nut which is simple and strong
- 2、 26mm narrow edge design allows for a wider field of view
- 3、 Inside and outside flat frame design, looks beautiful and practical, and has longer service life for rubber strips
- 4、 The window screen features a anti-children spring lock which is more delicate and safe



PRODUCT ACCESSORIES



Lock Blocks & Lock Set For Sashes



Screen Lock, screen Hinges, Lock Blocks & Lock Set For Screens

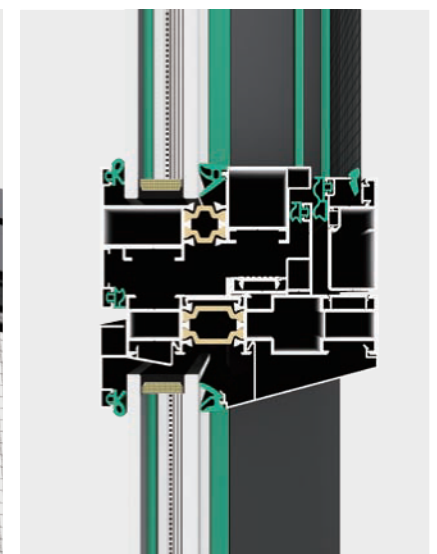


Hinges For The Sash



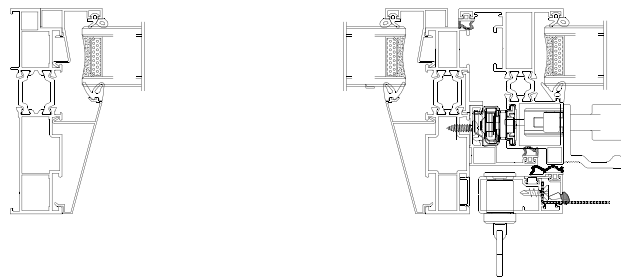
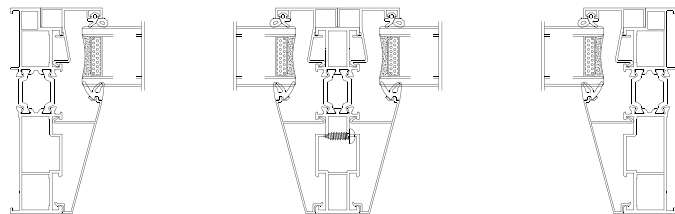
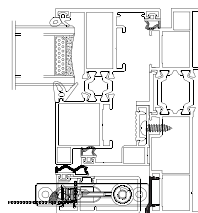
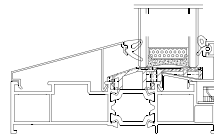
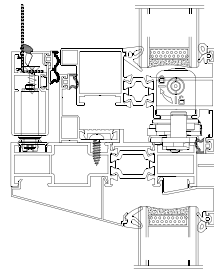
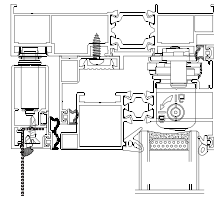
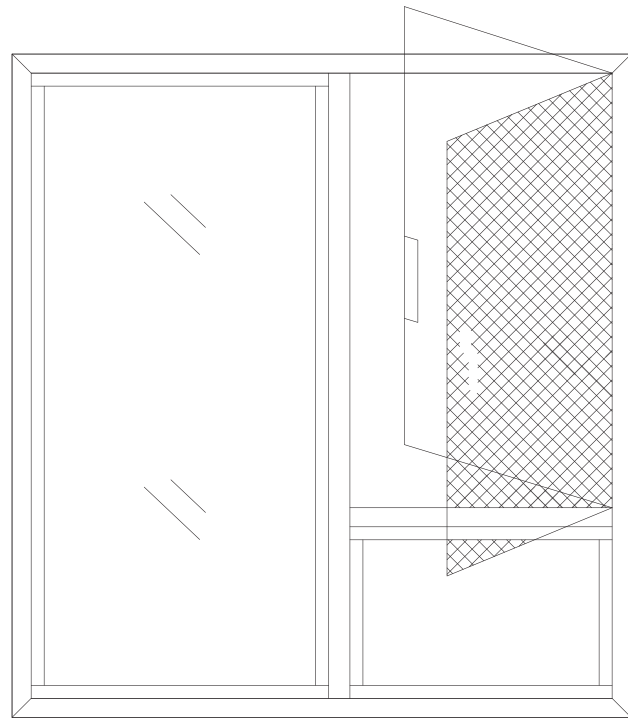


Sash Lock- Transmission Box For Sashes

HARDWARE CONFIGURATION



Simplicity The minimalist design concept eliminates unnecessary decorations and creates a peaceful and comfortable living space.



SHOWCASE GRAPH

2016 THERMAL BREAK SERIES

(STANDARD WITH SCREEN)

HIGH-END SYSTEM DOORS AND WINDOWS

Technical Parameters:

Frame thickness: 2.0mm

Size rang:

Sash width 500mm-750mm, Sash height 800mm-1400mm

Glass specification:

5mm+20A+5mm double clear tempered glass

Heat insulation strip:

25.3mm

Product function:

Outward opening/outward overhanging/inward opening and inward tilting

Product advantage:

1. Broken bridge structure design, excellent thermal insulation performance
2. Corner code injection process, increase the stability of the window structure, enhance the window 5 performance
3. 2.0mm profile wall thickness, higher safety and wind pressure resistance.
4. High-end brand hardware, quality assurance, more durable and long-lasting.
5. Solid oversized glass, more resistant to wind pressure and safer.



PRODUCT ACCESSORIES



Transmission Box For Sashes-Transmission Box For Screens- Hinges For Screens



SI Transmission Box For Tilt & Turn - Lock Set - Corner Connector



Hoppe Press Handle



Hinges For Sashes

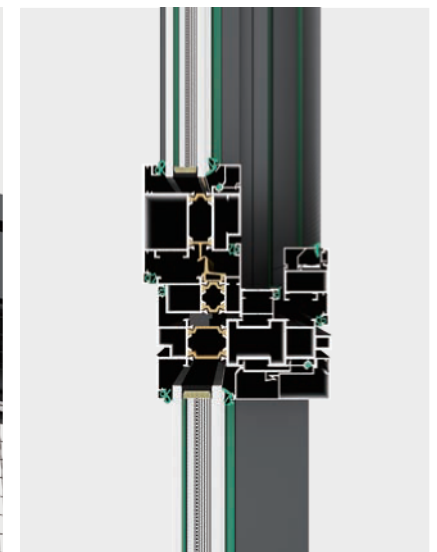


Hoppe Bend Handle


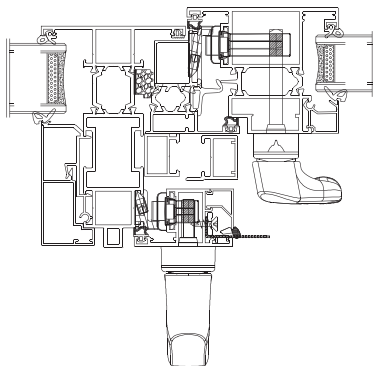
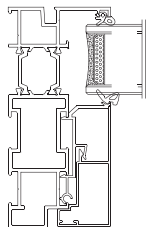
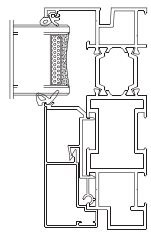
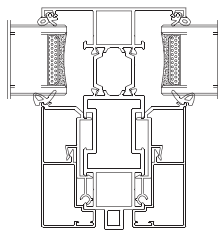
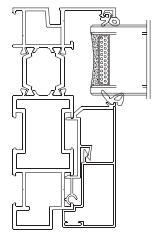
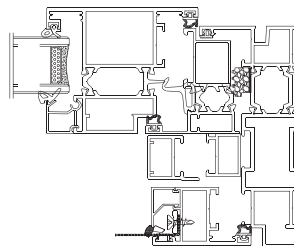
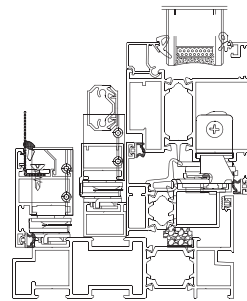
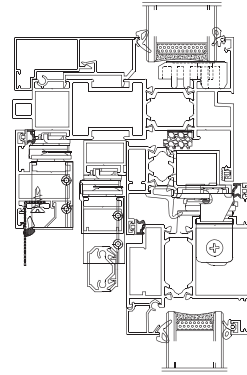
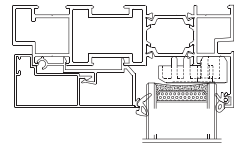



Hoppe Bend Handle

HARDWARE CONFIGURATION



Simplicity The minimalist design concept eliminates unnecessary decorations and creates a peaceful and comfortable living space.



SHOWCASE GRAPH

728 SERIES

NON-THERMAL BREAK SLIDING WINDOW (CONSTRUCTION STYLE)

HIGH-END SYSTEM DOORS AND WINDOWS

Technical Parameters:

Frame thickness: 1.0mm

Size rang:

Sash width 300mm-1200mm, Sash height 500mm-1300mm

Glass specification:

5mm single layer clear tempered glass

Product function:

Sliding window Two with gauze/four with gauze

Product advantage:

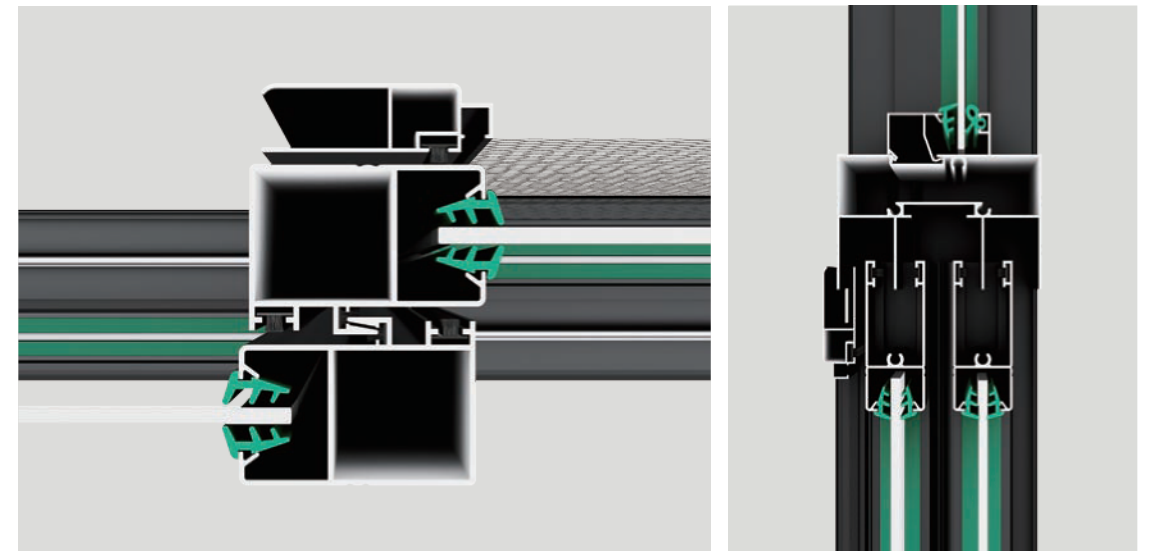
- 1、Aeronautical grade aluminum profile, safe, stable and durable
- 2、High-end matte spraying process, scratch-resistant and wear-resistant.
- 3、Simple design, suitable for modern/luxury/minimalist decoration.
- 4、High-end hardware fittings, smooth and stable.



PRODUCT ACCESSORIES

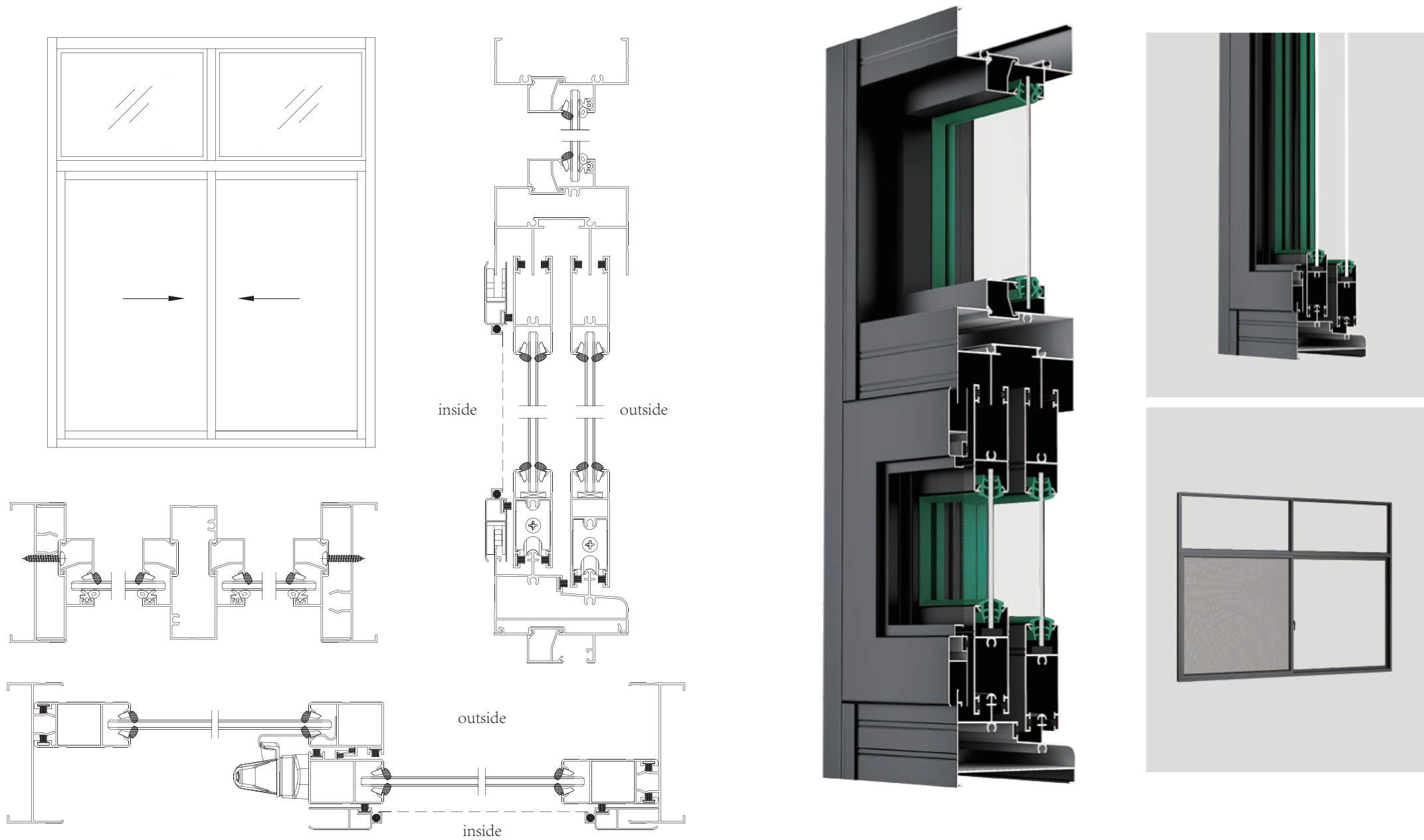


Handle Wheels



HARDWARE CONFIGURATION

Simplicity The minimalist design concept eliminates unnecessary decorations and creates a peaceful and comfortable living space.



SHOWCASE GRAPH

90 SERIES

NON-THERMAL BREAK SLIDING WINDOW (CONSTRUCTION STYLE)

HIGH-END SYSTEM DOORS AND WINDOWS

Technical Parameters:

Frame thickness: 1.0mm

Size rang:

Sash width 300mm-1200mm, Sash height 500mm-1300mm

Glass specification:

5mm+9A+5mm double clear tempered glass

Product function:

Sliding window Two with gauze/four with gauze

Product advantage:

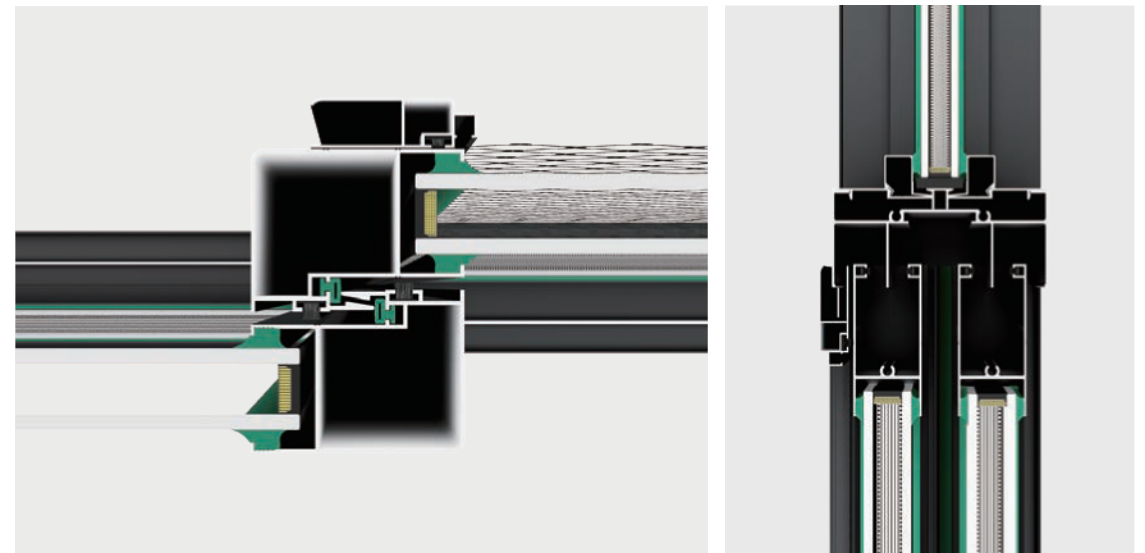
- 1、Aeronautical grade aluminum profile, safe, stable and durable
- 2、High-end matte spraying process, scratch-resistant and wear-resistant
- 3、Simple design, suitable for modern/luxury/minimalist decoration
- 4、High-end hardware fittings, smooth and stable



PRODUCT ACCESSORIES


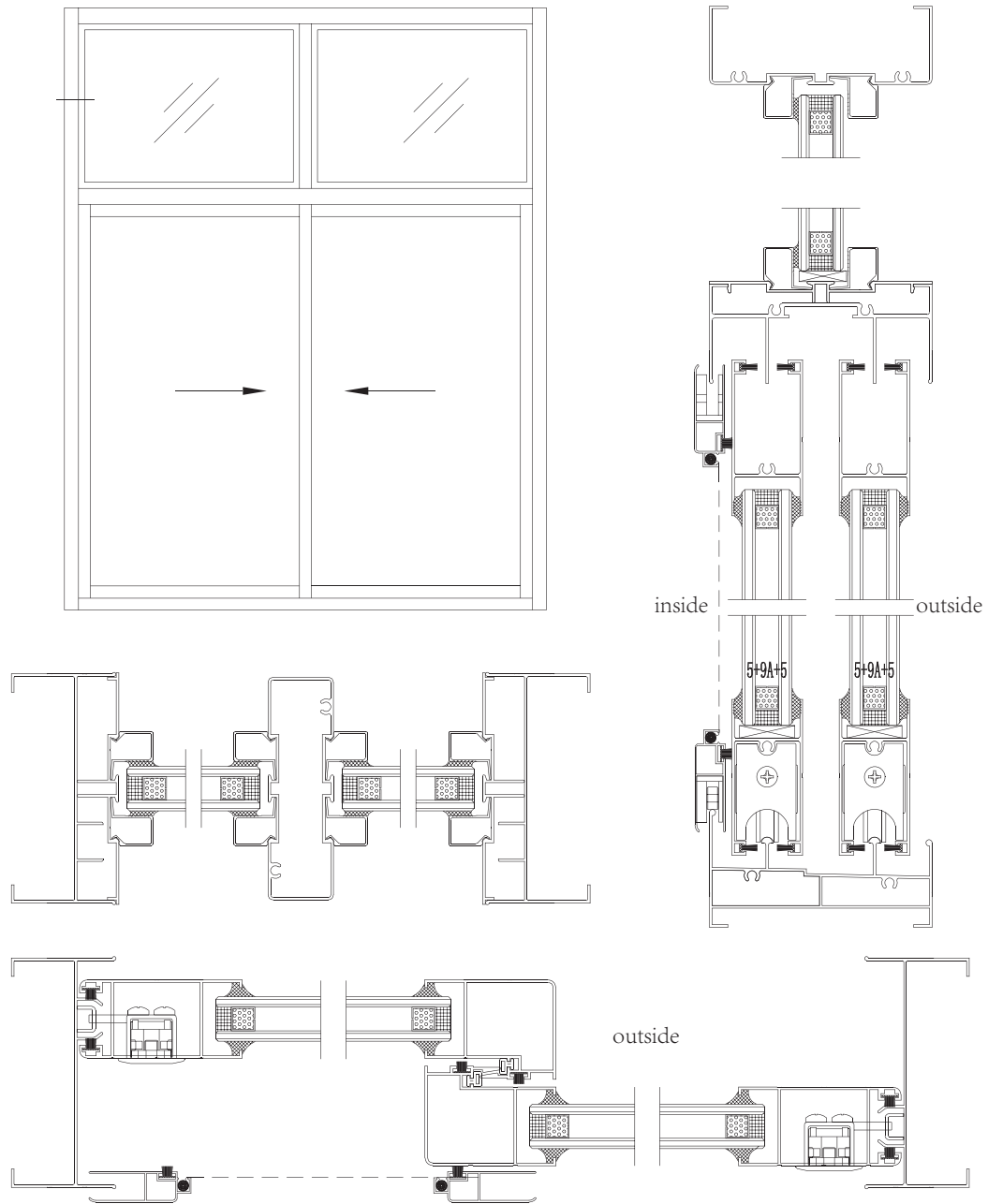


1"Shaped Lock、Upper Wheels、 Lock Block and Lock Set



HARDWARE CONFIGURATION

Simplicity The minimalist design concept eliminates unnecessary decorations and creates a peaceful and comfortable living space.



SHOWCASE GRAPH

80 SERIES

THERMAL BREAK SLIDING WINDOW (2 TRACKS)

HIGH-END SYSTEM DOORS AND WINDOWS

Technical Parameters:

Frame thickness: 1.8mm

Size rang:

Sash width 300mm-2000mm, Sash height 800mm-1800mm

Glass specification:

5mm+15A+5mm double clear tempered glass

Heat insulation strip:

14.8mm

Product function:

Sliding window Two/four

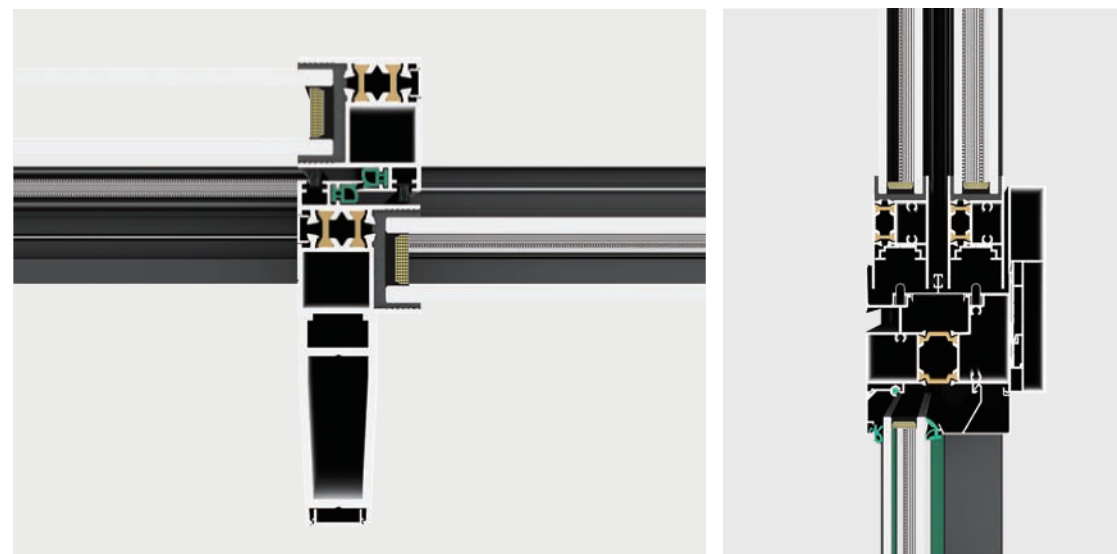
Product advantage:

- 1、 Doesn't take up indoor space, large pushing and pulling area, good ventilation and air permeability
- 2、 High-end slide structure, stable and smooth
- 3、 Two-track design with high-precision screen, better anti-mosquito effect.
- 4、 Multi-scene adaptation, excellent practical function.

PRODUCT ACCESSORIES

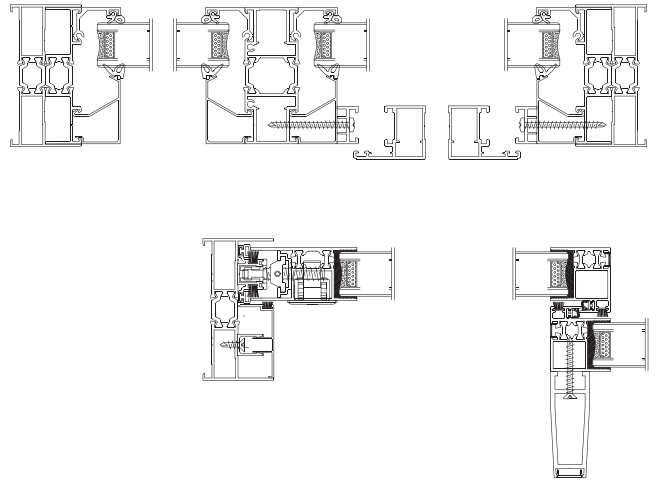
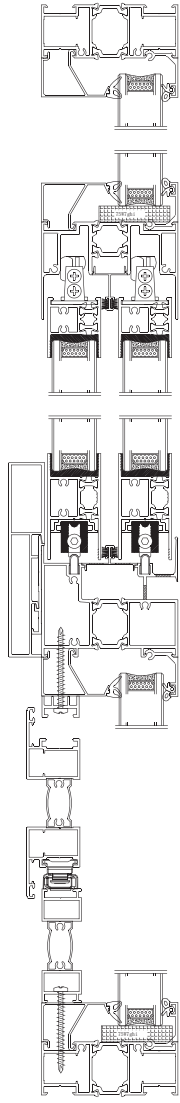


Lower Wheels, Typhoon wheels, Lock Block and Lock Set, "1" Shaped Lock



HARDWARE CONFIGURATION

Simplicity The minimalist design concept eliminates unnecessary decorations and creates a peaceful and comfortable living space.



SHOWCASE GRAPH

120 SERIE

THERMAL BREAK SLIDING WINDOW (3 TRACKS)

HIGH-END SYSTEM DOORS AND WINDOWS

Technical Parameters:

Frame thickness: 1.8mm

Size rang:

Sash width 300mm-2000mm, Sash height 800mm-1800mm

Glass specification:

5mm+15A+5mm double clear tempered glass

Heat insulation strip:

14.8mm

Product function:

Sliding window Three-track two-panel with gauze/Three-track three-panel/three-track four-panel with gauze/three-track six-panel



Product advantage:

- 1、Adopting high-strength and high-quality aluminum alloy material structure design, is sturdy and durable
- 2、It can broaden views and enhance lightness
- 3、Parallel track sliding method not only reduces the friction impact of the window sash, but also makes safe and stable
- 4、Bridge cut-off technology reduces heat conduction and provides excellent thermal and sound insulation

PRODUCT ACCESSORIES


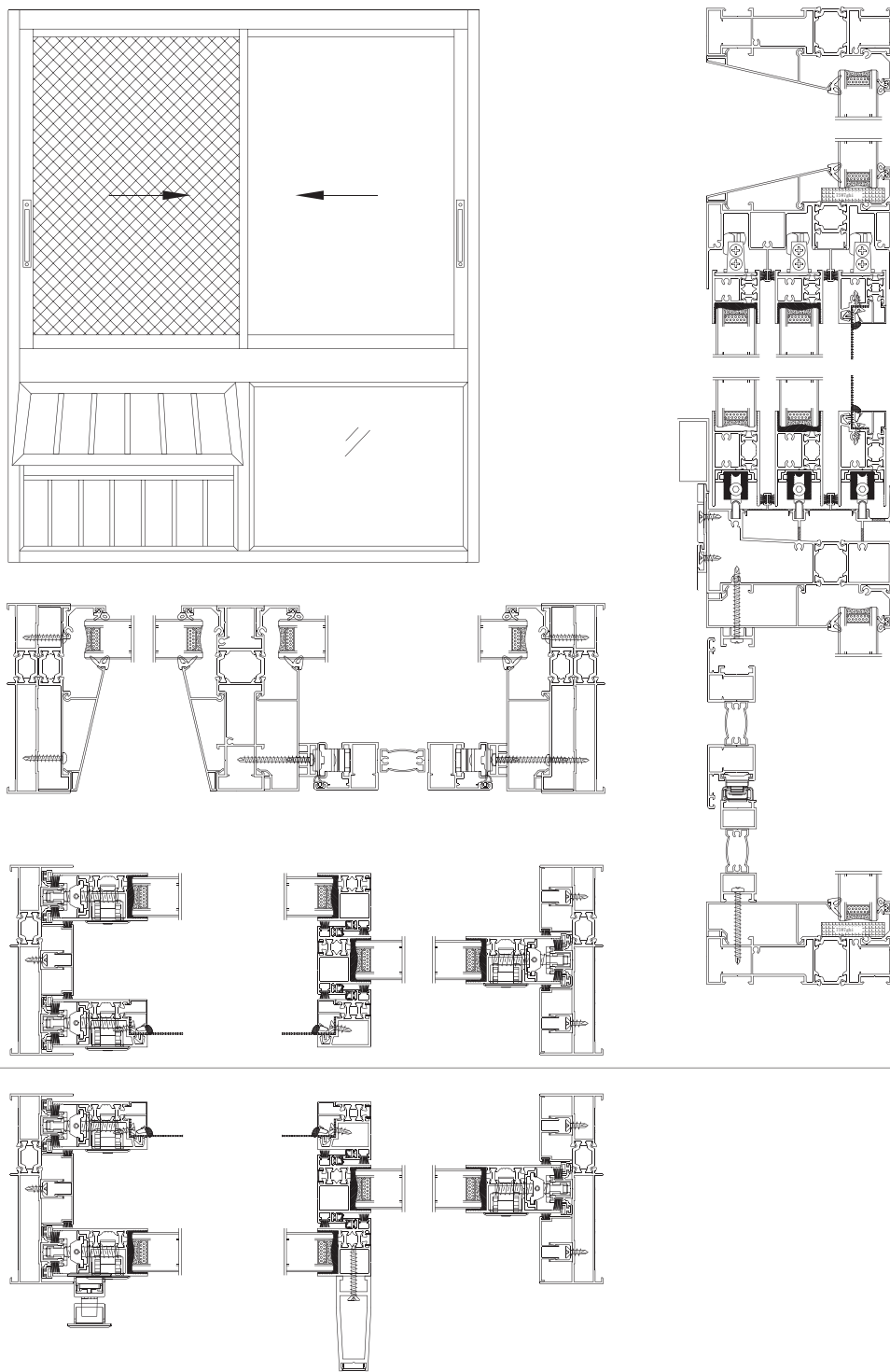


Lower Wheels, Typhoon wheels, Lock Block and Lock Set, "1" Shaped Lock



HARDWARE CONFIGURATION

Simplicity The minimalist design concept eliminates unnecessary decorations and creates a peaceful and comfortable living space.



SHOWCASE GRAPH

Technical Parameters:

Frame thickness:1.4mm

Size rang:

Sash width 750mm-2500mm, Sash height 800mm-1300mm

Glass specification:

5mm+15A+5mm double clear tempered glass

Heat insulation strip:

14.8mm

Product function:

Sliding window Two/four

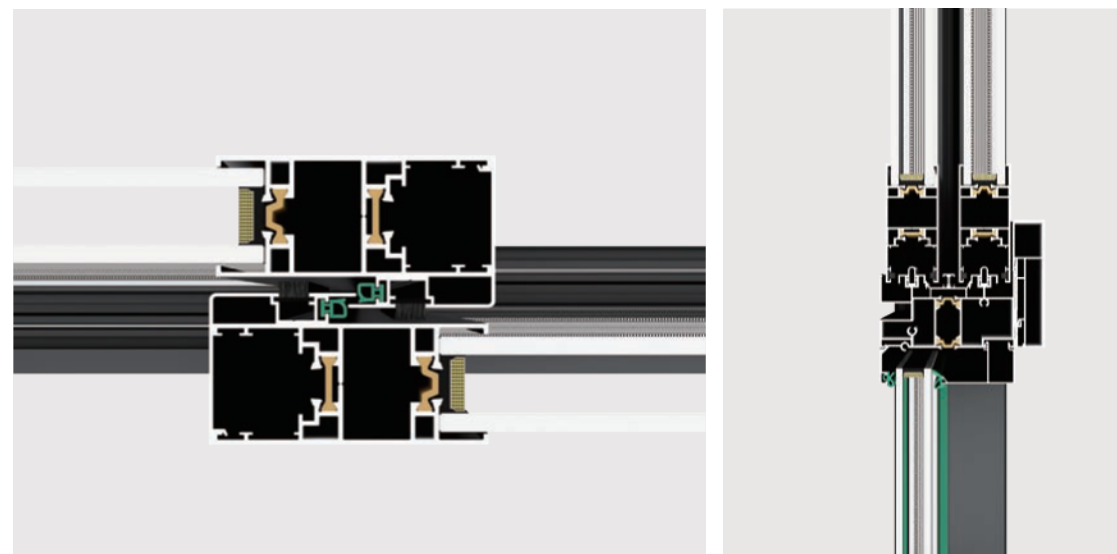
Product advantage:

- 1、 It doesn't take up much room space, has a large push-pull area, and is well-ventilated
- 2、 Fixed below can be equipped with handrails to create a scenic recreational area
- 3、 304 stainless steel diamond mesh which is Triple-rail design, applicable to a longer life, and anti-mosquito effect is remarkable.
- 4、 The embedded design of the downward track effectively prevents the wind and rain from disturbing and improves the sealing performance of the doors and windows.

PRODUCT ACCESSORIES

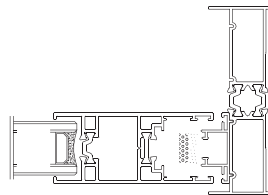
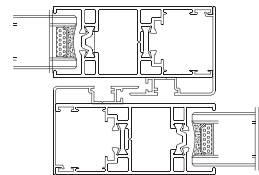
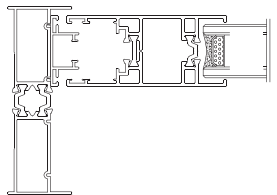
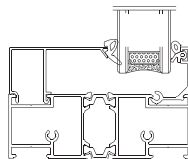
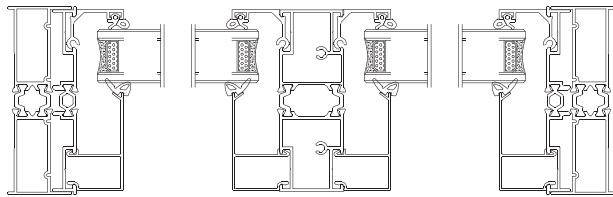
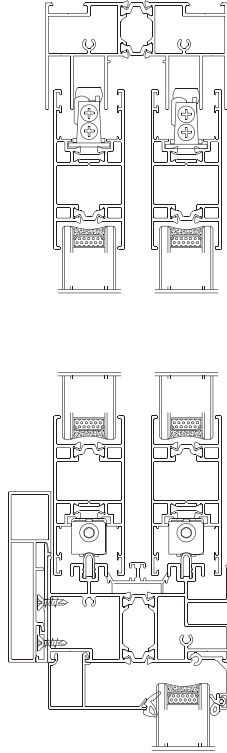



Lower Wheels、 Typhoon wheels、 Lock Block and Lock Set、 "1" Shaped Lock



HARDWARE CONFIGURATION

Simplicity The minimalist design concept eliminates unnecessary decorations and creates a peaceful and comfortable living space.



SHOWCASE GRAPH

135 SERIES

THERMAL BREAK SLIDING WINDOW(3 TRACKS)

HIGH-END SYSTEM DOORS AND WINDOWS

Technical Parameters:

Frame thickness:1.4mm

Size rang:

Sash width 450mm-1000mm, Sash height 1000mm-2400mm

Glass specification:

5mm+15A+5mm double clear tempered glass

Heat insulation strip:

14.8mm

Product function:

Sliding window Three-track two-panel with gauze/Three-track three-panel/three-track four-panel with gauze/three-track six-panel

Product advantage:

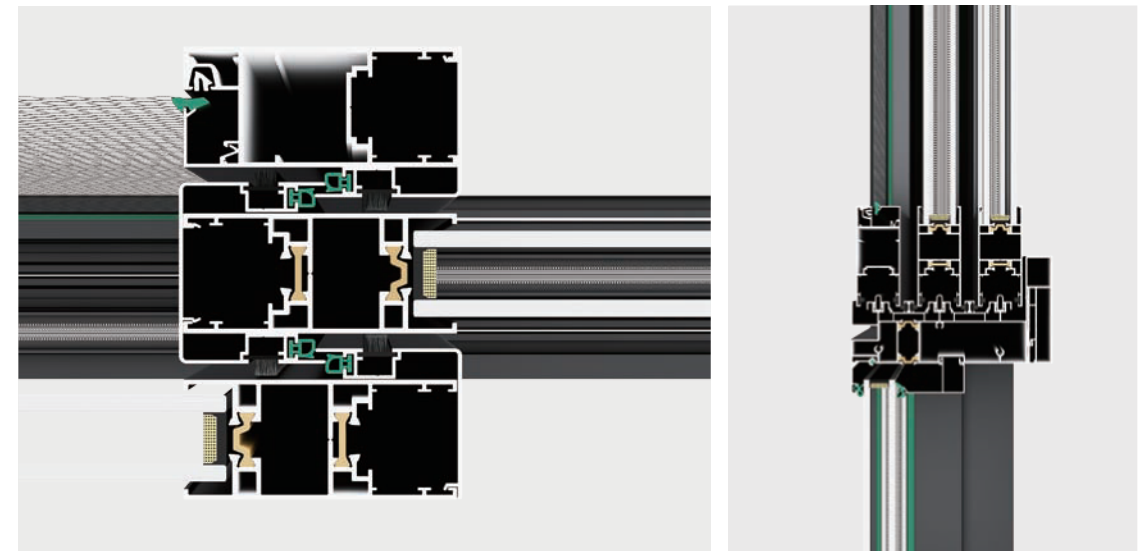
- 1、 Bridge cut-off sliding door has better thermal insulation performance
- 2、 Adopting stainless steel shaft and carbon fiber pulleys, pushing and pulling for 100,000 times is not a problem, sliding smoothly and durably
- 3、 High-rail track design for effective waterproofing
- 4、 Hollow glass which is 5+15A+5, has better sound insulation performance



PRODUCT ACCESSORIES

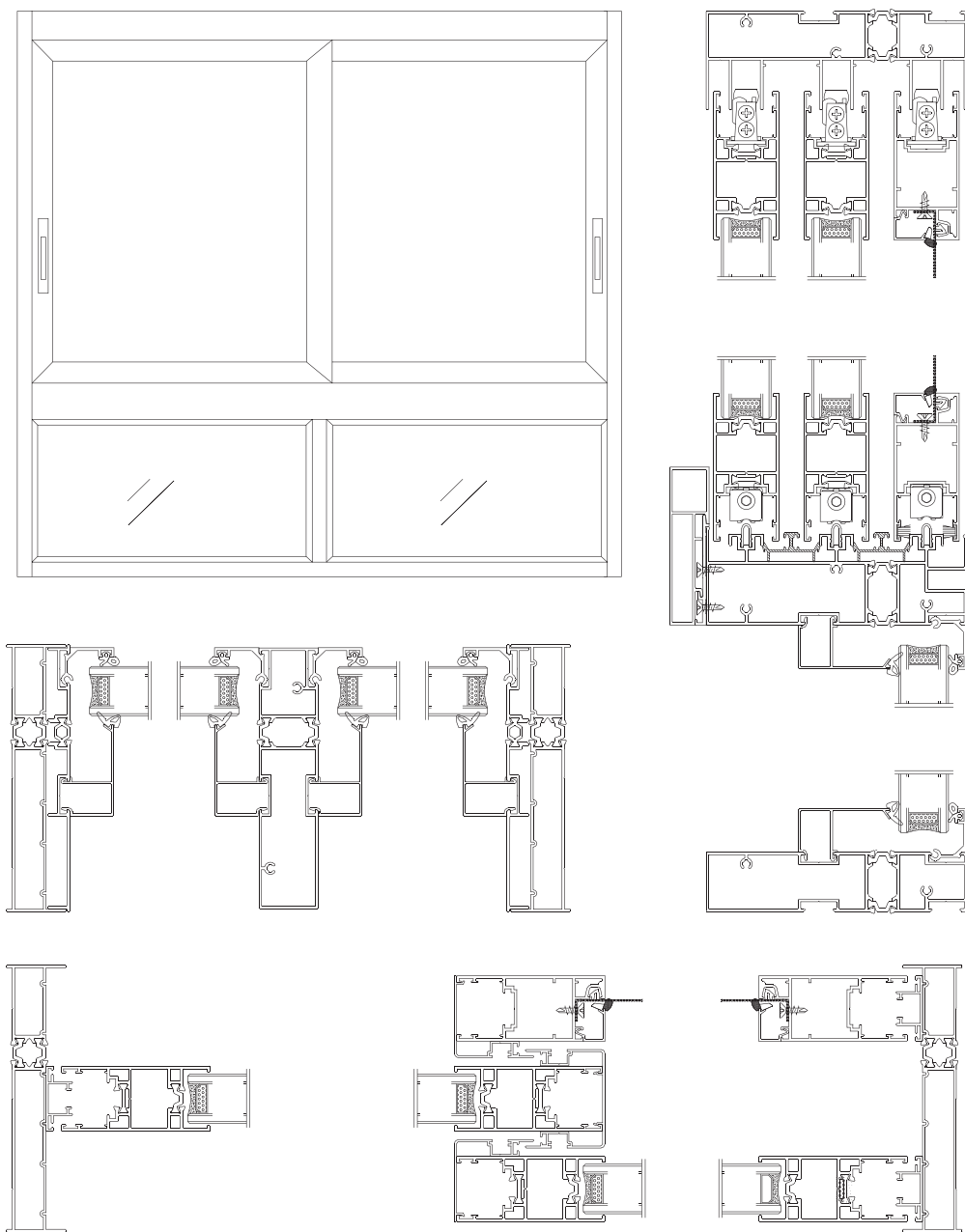


Lower Wheels、 Typhoon wheels、 Lock Block and Lock Set、 "1" Shaped Lock



HARDWARE CONFIGURATION

Simplicity The minimalist design concept eliminates unnecessary decorations and creates a peaceful and comfortable living space.



SHOWCASE GRAPH

120 SERIE

NON-THERMAL BREAK SLIDING WINDOW(3 TRACKS)

HIGH-END SYSTEM DOORS AND WINDOWS

Technical Parameters:

Frame thickness:1.2mm

Size rang:

Sash width 500mm-1400mm, Sash height 800mm-1400mm

Glass specification:

5mm+15A+5mm double clear tempered glass

Product function:

Sliding window Three-track two-panel with gauze/Three-track three-panel/three-track four-panel with gauze/three-track six-panel

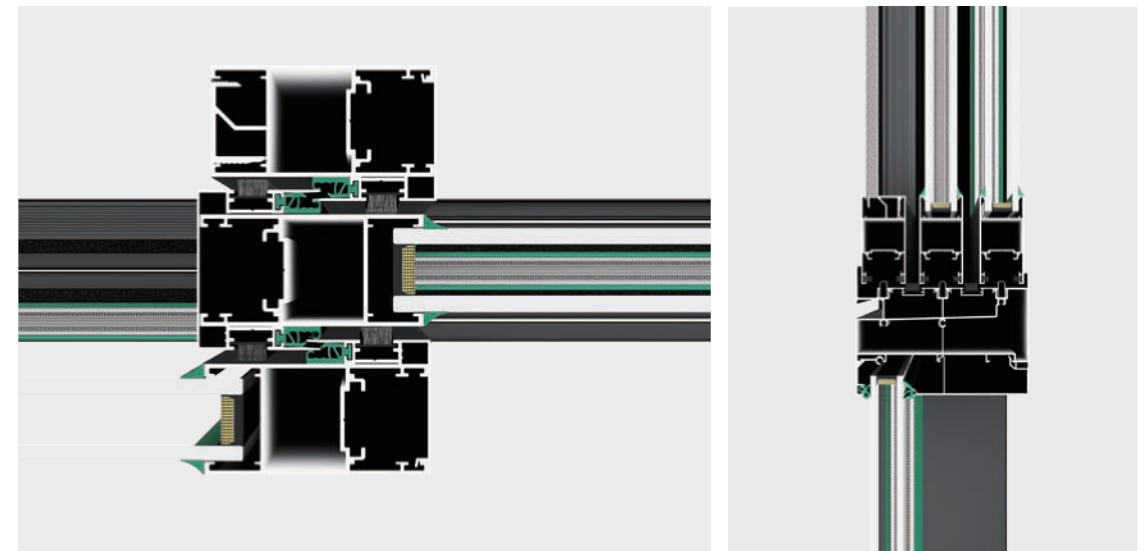
Product advantage:

- 1、 High quality pulley system, quiet and smooth pushing and pulling
- 2、 thickened profile design, to ensure the strength of the frame stable
- 3、 large area lighting design, wide vision
- 4、 suitable for balcony, kitchen, living room partition and other occasions

PRODUCT ACCESSORIES



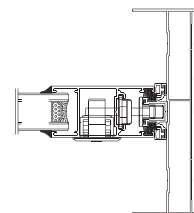
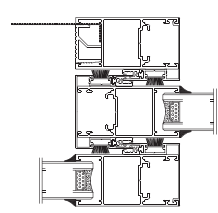
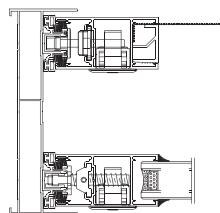
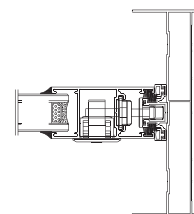
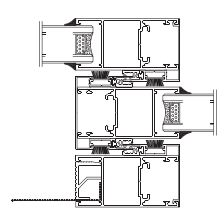
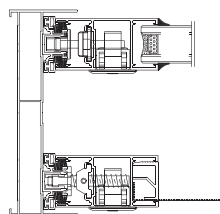
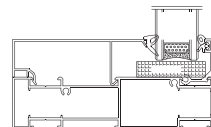
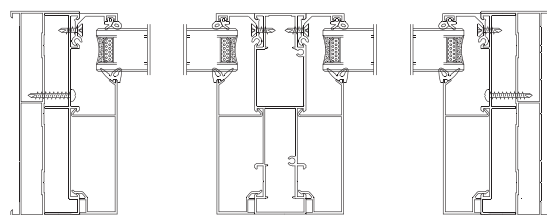
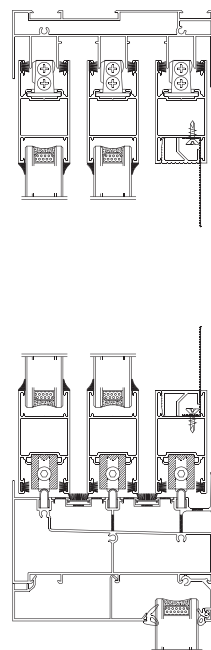
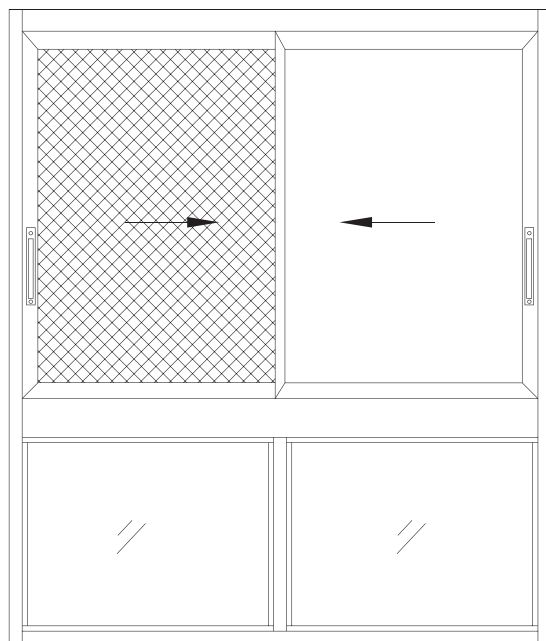


"1"Shaped Lock 、 Upper and Lower Wheels 、 Lock Block and Lock Set



Simplicity The minimalist design concept eliminates unnecessary decorations and creates a peaceful and comfortable living space.

HARDWARE CONFIGURATION



SHOWCASE GRAPH

80 SERIE

NON-THERMAL BREAK SLIDING WINDOW(2 TRACKS)

HIGH-END SYSTEM DOORS AND WINDOWS

Technical Parameters:

Frame thickness:1.2mm

Size rang:

Sash width 500mm-1400mm, Sash height 800mm-1400mm

Glass specification:

5mm+15A+5mm double clear tempered glass

Product function:

Sliding window Two tracks and two fans/Two tracks and four fans Three tracks with two panels and gauze/hree tracks with three panels /Three tracks with four panels and gauze/three tracks with six panels

Product advantage:

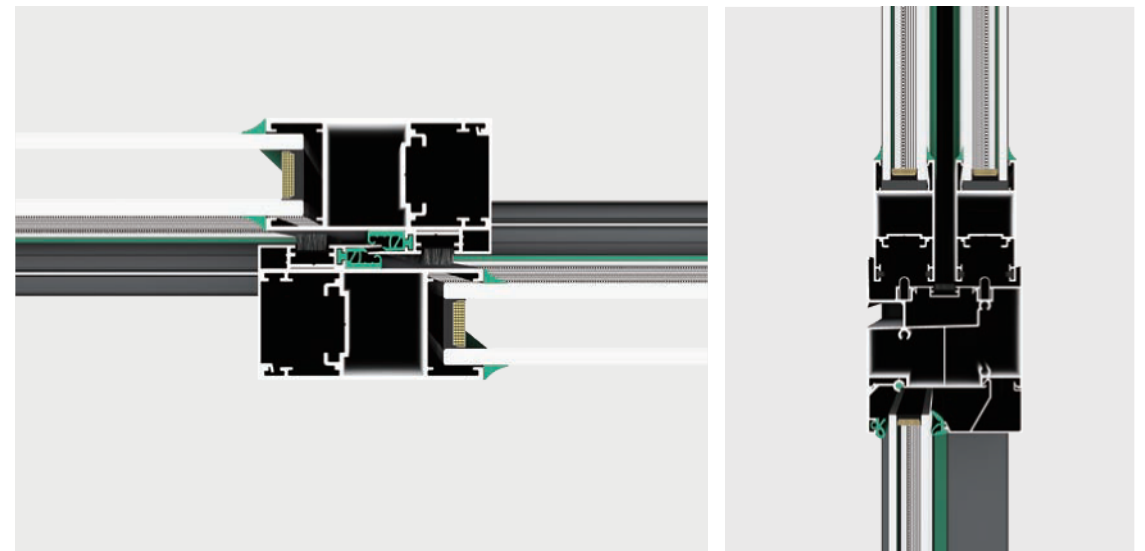
- 1、 Doesn't take up indoor space, large pushing and pulling area, good ventilation and air permeability
- 2、 High-end slide structure, stable and smooth
- 3、 Two-track design with high-precision screen, better anti-mosquito effect.
- 4、 Multi-scene adaptation, excellent practical function.



PRODUCT ACCESSORIES


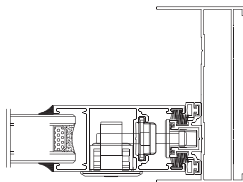
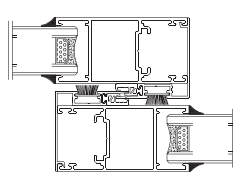
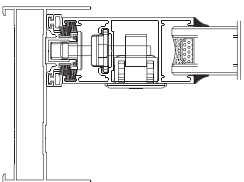
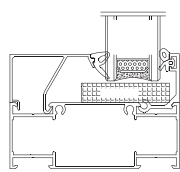
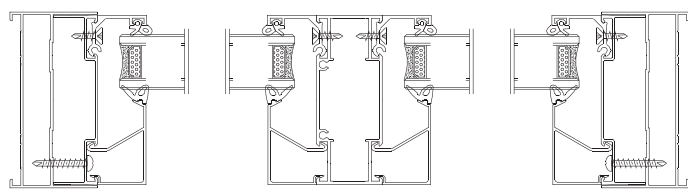
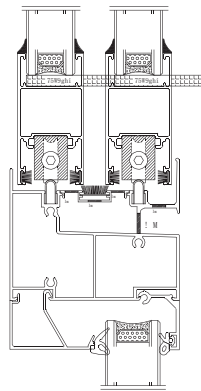
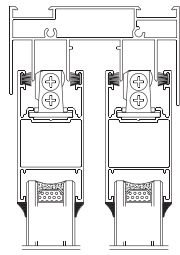


"1"Shaped Lock 、 Upper and Lower Wheels 、 Lock Block and Lock Set



HARDWARE CONFIGURATION

Simplicity The minimalist design concept eliminates unnecessary decorations and creates a peaceful and comfortable living space.



SHOWCASE GRAPH

90-137 SERIES

NON-THERMAL BREAK SLIDING DOOR(3 TRACKS)

HIGH-END SYSTEM DOORS AND WINDOWS

Technical Parameters:

Frame thickness:2.0mm

Size rang:

Sash width 500mm-1500mm, Sash height 800mm-2500mm

Glass specification:

5mm+15A+5mm double clear tempered glass

Product function:

Sliding door Two tracks and two fans/Two tracks and four fans Three tracks with two panels and gauze/Three tracks with three panels /Three tracks with four panels and gauze/three tracks with six panels


Product advantage:

- 1、 Doesn't take up indoor space, large pushing and pulling area, good ventilation and air permeability
- 2、 High-end slide structure, stable and smooth
- 3、 Two-track design with high-precision screen, better anti-mosquito effect
- 4、 Multi-scene adaptation, excellent practical function



PRODUCT ACCESSORIES



Upper Wheels

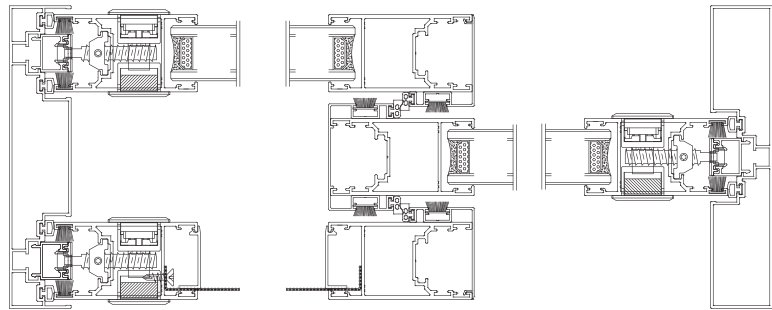
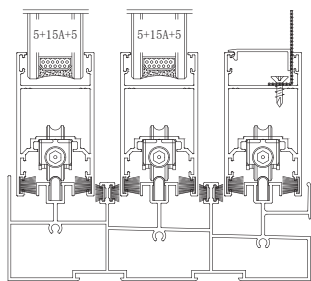

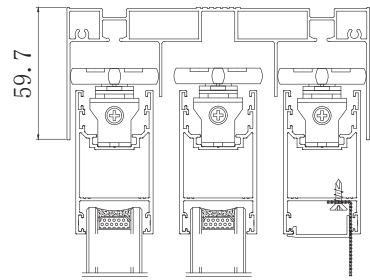


"1" Shaped Lock , Lower Wheels



HARDWARE CONFIGURATION

Simplicity The minimalist design concept eliminates unnecessary decorations and creates a peaceful and comfortable living space.



SHOWCASE GRAPH

4535 SERIES

NON-THERMAL BREAK SLIDING DOOR

HIGH-END SYSTEM DOORS AND WINDOWS

Technical Parameters:

Frame thickness: 1.4mm

Size rang:

Sash width 500mm-1500mm, Sash height 800mm-2500mm

Glass specification:

4mm+15A+4mm double clear tempered glass

Product function:

Sliding door Two screens with gauze/Three screens/four screens/four screens with gauze/six screens

Product advantage:

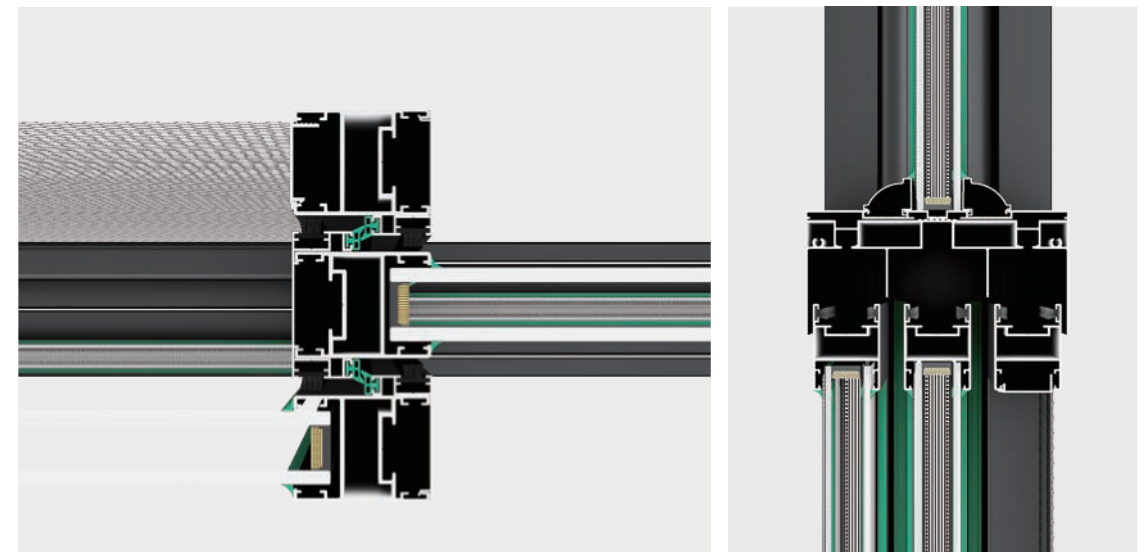
- 1、 The product appearance design is fashionable and simple, outstanding value
- 2、 Adopting stainless steel axis, carbon fiber pulley, push and pull 100,000 times without failure
- 3、 Medium and narrow design, the sense of the times and stability highlights the low-profile
- 4、 Can be made of lattice strips, craft glass and other styles with home style



PRODUCT ACCESSORIES


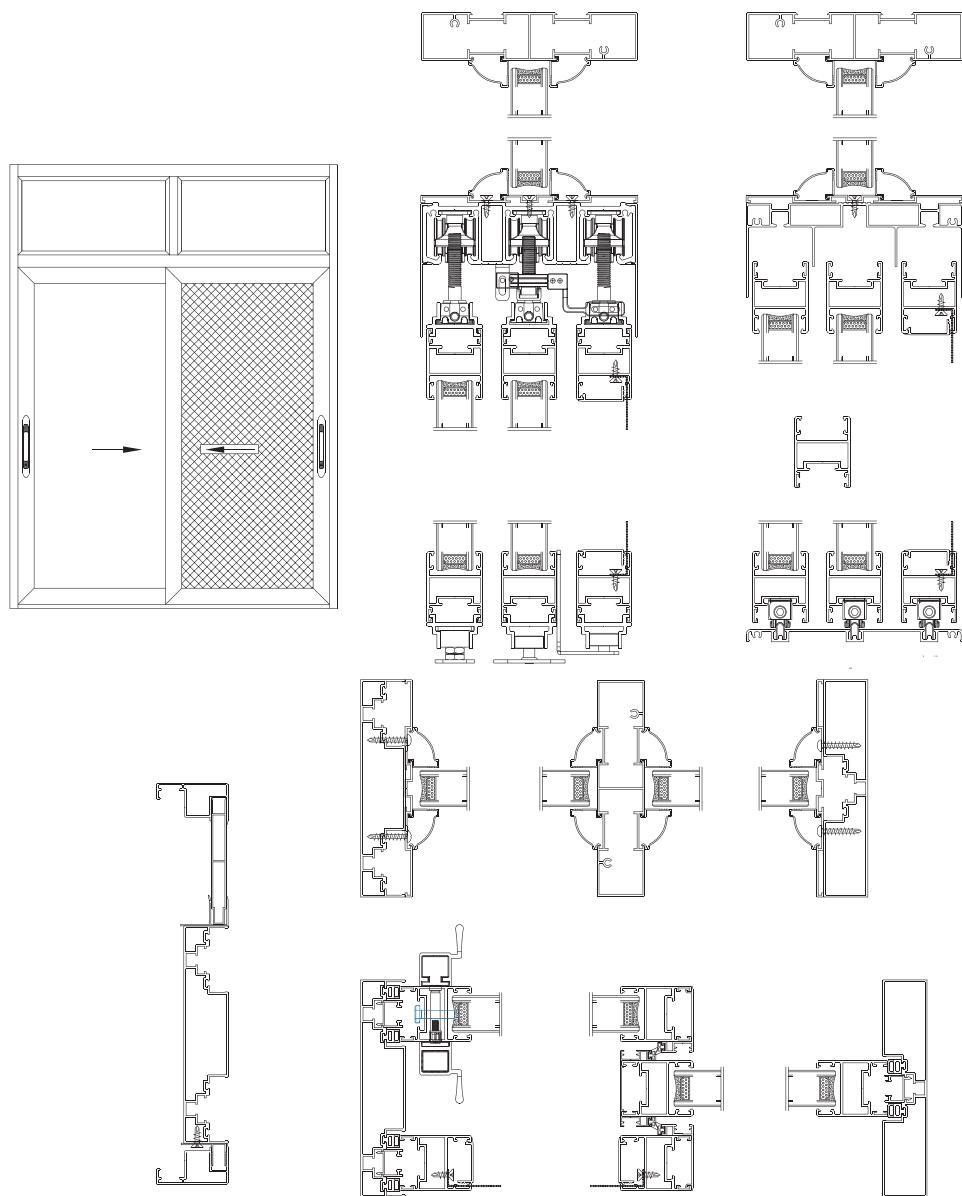


1"Shaped Lock、 Upper Wheels、 Lock Block and Lock Set



HARDWARE CONFIGURATION

Simplicity The minimalist design concept eliminates unnecessary decorations and creates a peaceful and comfortable living space.



SHOWCASE GRAPH

180-65 SERIES

NON-THERMAL BREAK SLIDING DOOR

HIGH-END SYSTEM DOORS AND WINDOWS

Technical Parameters:

Frame thickness: 1.4mm

Size rang:

Sash width 500mm-2000mm, Sash height 1000mm-3000mm

Glass specification:

5mm+15A+5mm double clear tempered glass

Product function:

Sliding door Two tracks and two fans/Two tracks and four fans Three tracks with two panels and gauze/Three tracks with three panels /Three tracks with four panels and gauze/three tracks with six panels

Product advantage:

- 1、Elegant and generous product appearance, outstanding value
- 2、Embedded structure design, airtightness and watertightness is better
- 3、Smooth frame and fan surface, fresh and elegant, cost-effective
- 4、Simple and fashionable, medium and narrow design, perfect combination with modern light luxury style





PRODUCT ACCESSORIES



Lower Wheels


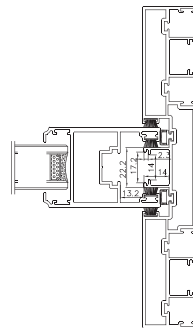
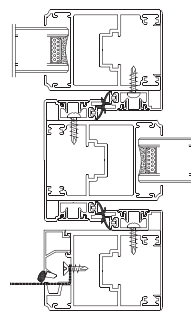
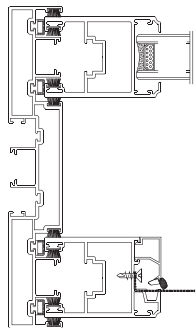
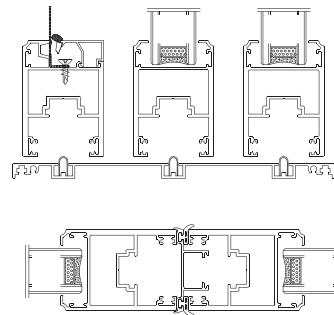
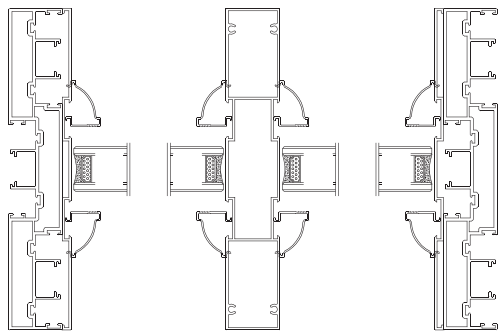
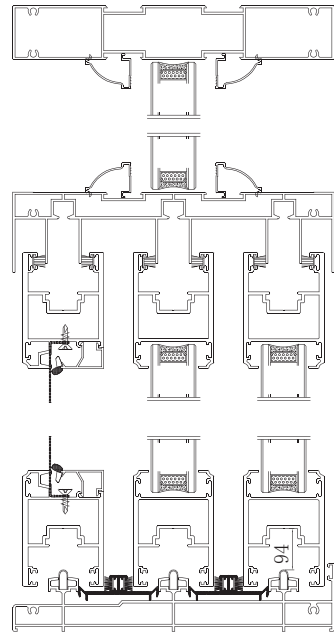
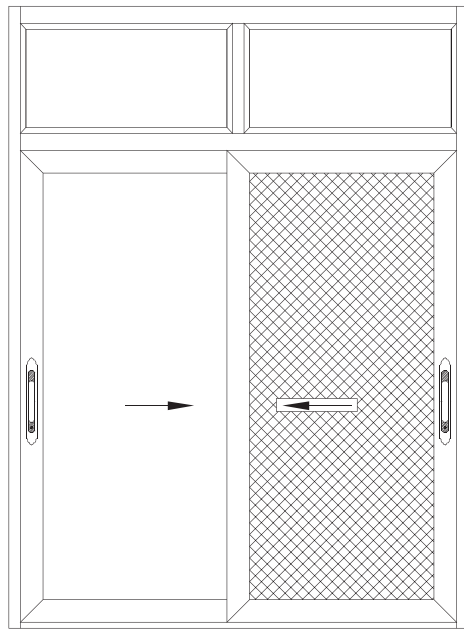


1"Shaped Lock, Upper Wheels, Lock Block and Lock Set



HARDWARE CONFIGURATION

Simplicity The minimalist design concept eliminates unnecessary decorations and creates a peaceful and comfortable living space.



SHOWCASE GRAPH

120-190 SERIE

THERMAL BREAK LIFT AND SLIDING DOOR

HIGH-END SYSTEM DOORS AND WINDOWS

Technical Parameters:

Frame thickness: 2.3mm

Size rang:

Sash width 500mm-2000mm, Sash height 1000mm-3000mm

Glass specification:

5mm+27A+5mm double clear tempered glass

Product function:

Sliding door Two tracks and two fans/Two tracks and four fans Three tracks with two panels and gauze/Three tracks with three panels /Three tracks with four panels and gauze/three tracks with six panels

Product advantage:

- 1、 2.3mm profile thickness, higher safety performance and wind pressure resistance;
- 2、 Gluing process, enhance the frame solid performance and splicing strength;
- 3、 High-rail floor drain design, more conducive to the evacuation of rainwater, beautiful and practical;
- 4、 Folding hidden yarn, the use of encrypted mesh yarn production, environmental health, full toughness;



PRODUCT ACCESSORIES



Normal Sliding Door -Lower Wheels\
Upper Wheels\
Lock Block and Lock Set



"1" Shaped Lock For Normal
Sliding Door\Lifting Handle





Connector For
Lifting Wheels



Transmission Rod
For Lifting
Lock Body

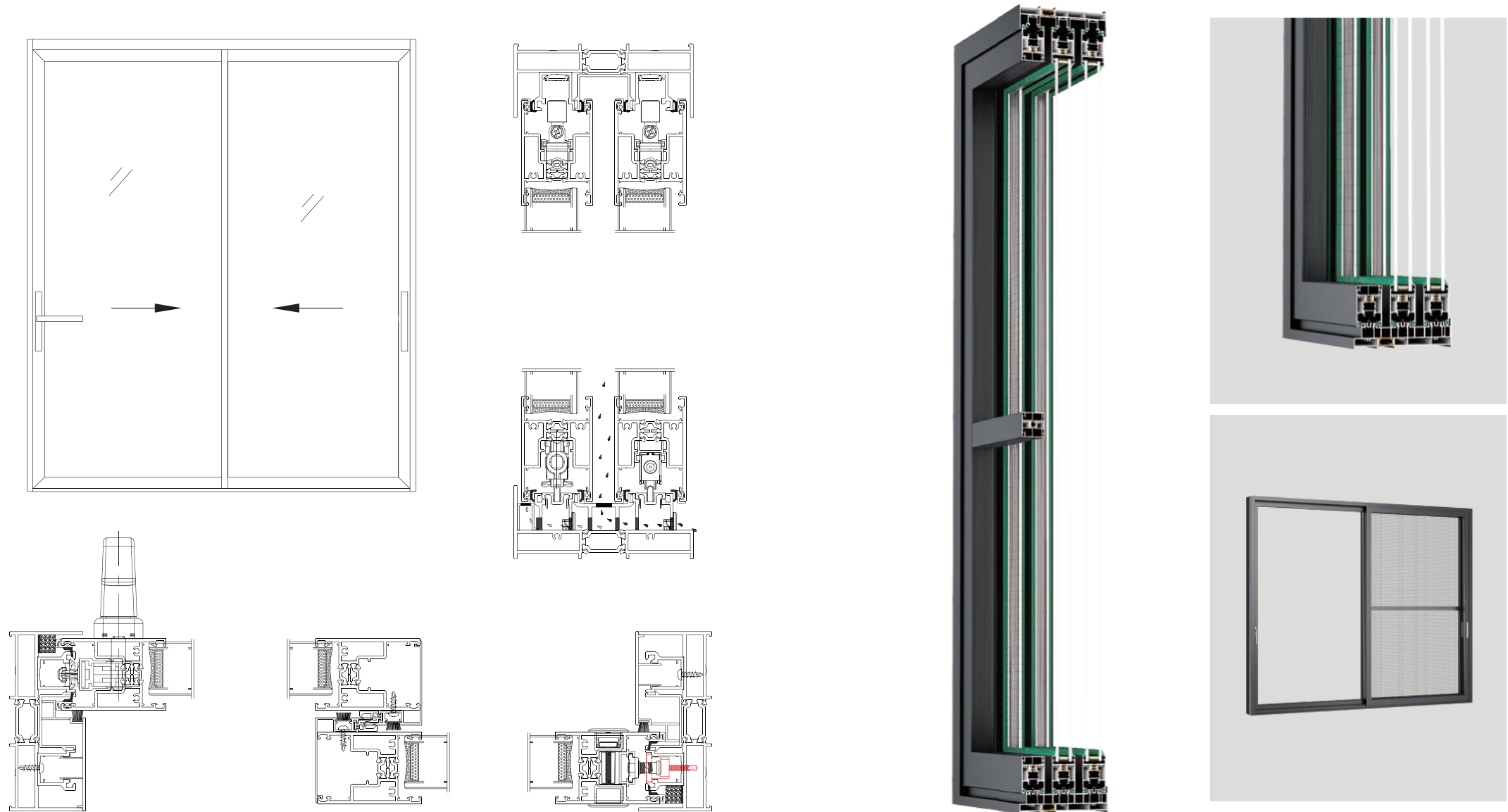


Transmission Rod
For Lifting
Lock Body2



HARDWARE CONFIGURATION

Simplicity The minimalist design concept eliminates unnecessary decorations and creates a peaceful and comfortable living space.



SHOWCASE GRAPH

80-120 SERIE

SERIES NON-THERMAL BREAK SLIDING DOOR

HIGH-END SYSTEM DOORS AND WINDOWS

Technical Parameters:

Frame thickness: 1.2mm

Size rang:

Sash width 500mm-1400mm, Sash height 800mm-2200mm

Glass specification:

5mm+12A+5mm double clear tempered glass

Product function:

Sliding door Two tracks and two fans/Two tracks and four fans Three tracks with two panels and gauze/Three tracks with three panels /Three tracks with four panels and gauze/three tracks with six panels

Product advantage:

- 1、 Doesn't take up indoor space, large pushing and pulling area, good ventilation and air permeability
- 2、 High-end slide structure, stable and smooth
- 3、 Match with high precision screen, better anti-mosquito effect
- 4、 Multi-scene adaptable, excellent practical function

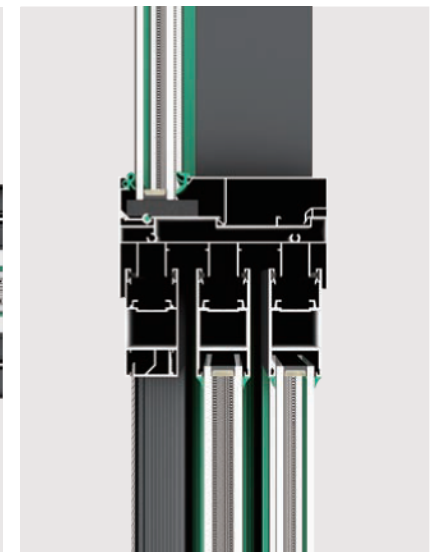

PRODUCT ACCESSORIES



"1" Shaped Lock\Lower Wheels\
Upper Wheels\Lock Block and Lock Set


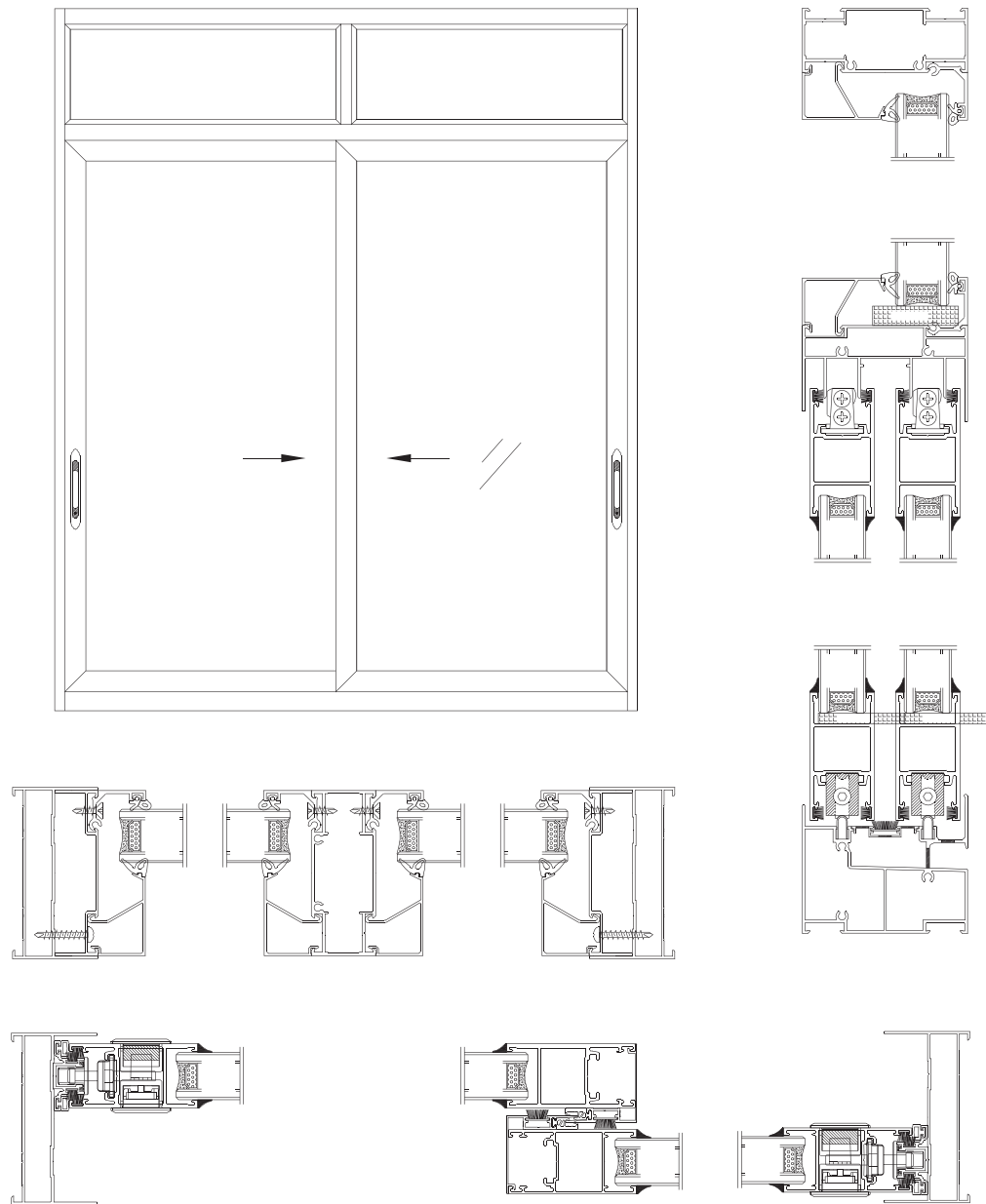


Lock Rod



HARDWARE CONFIGURATION

Simplicity The minimalist design concept eliminates unnecessary decorations and creates a peaceful and comfortable living space.



SHOWCASE GRAPH

88-135 SERIES

THERMAL BREAK SLIDING DOOR(2 TRACKS)

HIGH-END SYSTEM DOORS AND WINDOWS

Technical Parameters:

Frame thickness:2.0mm

Size rang:

Sash width 500mm-1400mm, Sash height 800mm-2500mm

Glass specification:

5mm+15A+5mm double clear tempered glass

Product function:

Sliding door Two tracks and two fans/Two tracks and four fans Three tracks with two panels and gauze/Three tracks with three panels /Three tracks with four panels and gauze/three tracks with six panels

Product advantage:

- 1、 Doesn't take up indoor space, large pushing and pulling area, good ventilation and air permeability
- 2、 High-end slide structure, stable and smooth
- 3、 Match with high precision screen, better anti-mosquito effect
- 4、 Multi-scene adaptable, excellent practical function



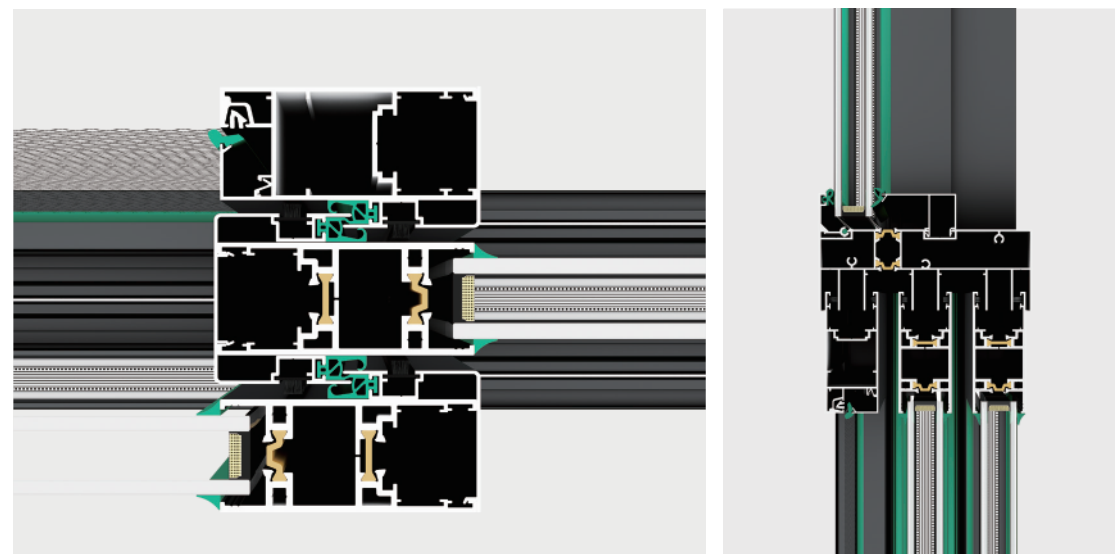
PRODUCT ACCESSORIES



"1" Shaped Lock\Lower Wheels\
Upper Wheels\Lock Block and Lock Set

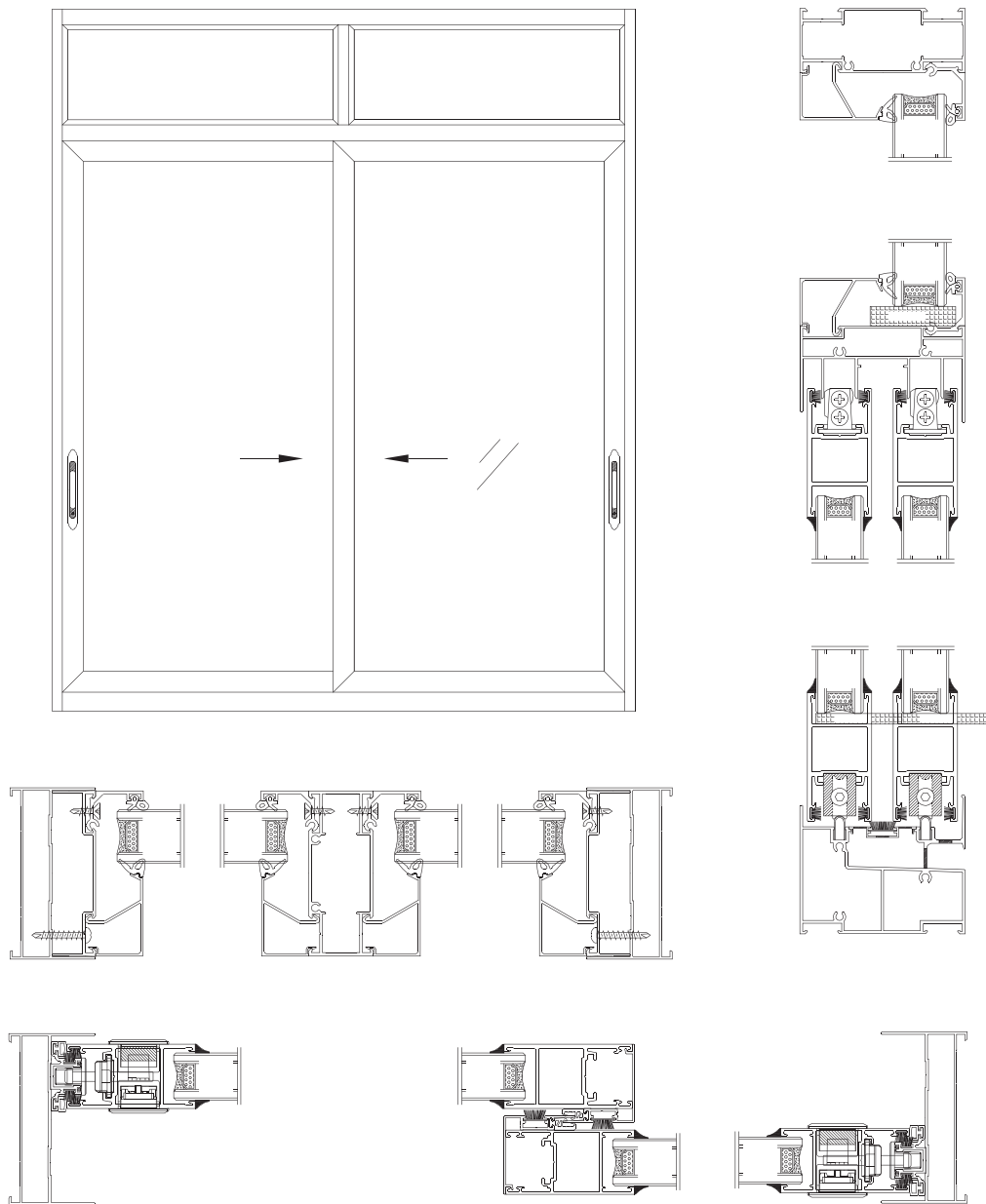


Lock Rod



HARDWARE CONFIGURATION

Simplicity The minimalist design concept eliminates unnecessary decorations and creates a peaceful and comfortable living space.



SHOWCASE GRAPH

85 SERIES

THERMAL BREAK HIDE HINGE FOLDING DOOR

HIGH-END SYSTEM DOORS AND WINDOWS

Technical Parameters:

Frame thickness: 2.0mm

Size rang:

Sash width 500mm-950mm, Sash height 1200mm-3500mm

Glass specification:

5mm+20A+5mm double clear tempered glass

Heat insulation strip:

14.8mm

Product function:

Sliding door Two tracks and two fans/Two tracks and four fans Three tracks with two panels and gauze/Three tracks with three panels /Three tracks with four panels and gauze/three tracks with six panels

Product advantage:


- 1、 Multi-folding design with oversized opening, provides a clear and wide view
- 2、 It is equipped with an anti-pinch design for safety and reliability
- 3、 This series can be partially opened or fully expanded as needed for versatile and flexible adjustments
- 4、 When closed it provides effective sound insulation and sealing performance

PRODUCT ACCESSORIES




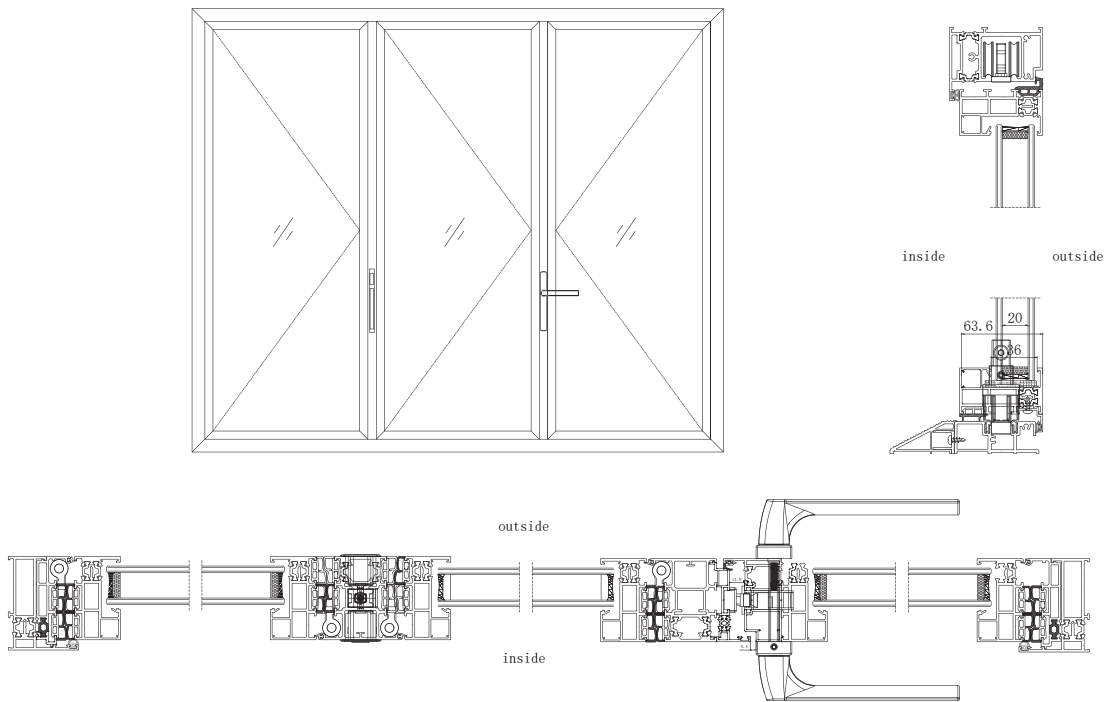
Pull Handle

"1" Shaped Lock, Lower Wheels



HARDWARE CONFIGURATION

Simplicity The minimalist design concept eliminates unnecessary decorations and creates a peaceful and comfortable living space.



SHOWCASE GRAPH

86 SERIES

THERMAL BREAK HIDE HINGE FOLDING DOOR

HIGH-END SYSTEM DOORS AND WINDOWS

Technical Parameters:

Frame thickness: 2.0mm

Size rang:

Sash width 500mm-850mm, Sash height 800mm-2800mm

Glass specification:

5mm+27A+5mm double clear tempered glass

Product function:

Folding door Odd number fold +0/Odd number fold + odd number fold/even number +0/Even number + even number

Product advantage:

- 1、 Multi-folding design with oversized opening, provides a clear and wide view
- 2、 It is equipped with an anti-pinch design for safety and reliability
- 3、 This series can be partially opened or fully expanded as needed for versatile and flexible adjustments
- 4、 When closed it provides effective sound insulation and sealing performance
- 5、 It is available in both inside and outside folding options to fit more spaces

PRODUCT ACCESSORIES




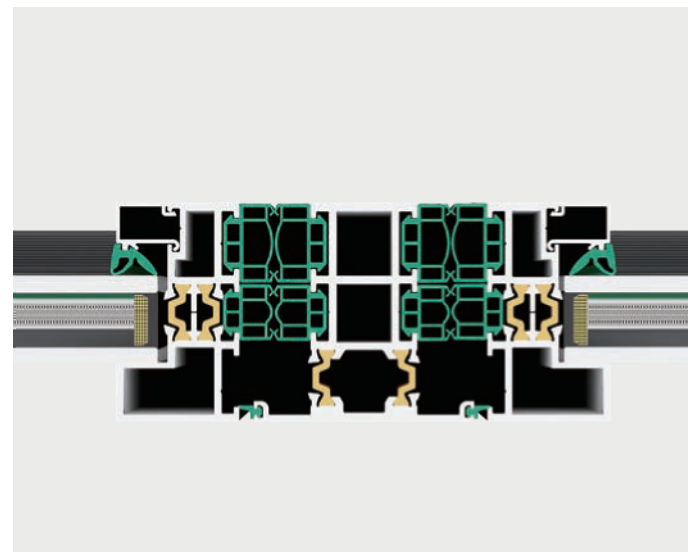
Lock Cylinder with Keys \
Lock Set \ Pull Handle



Wheels \ Driver \ Bolt \ Hinges

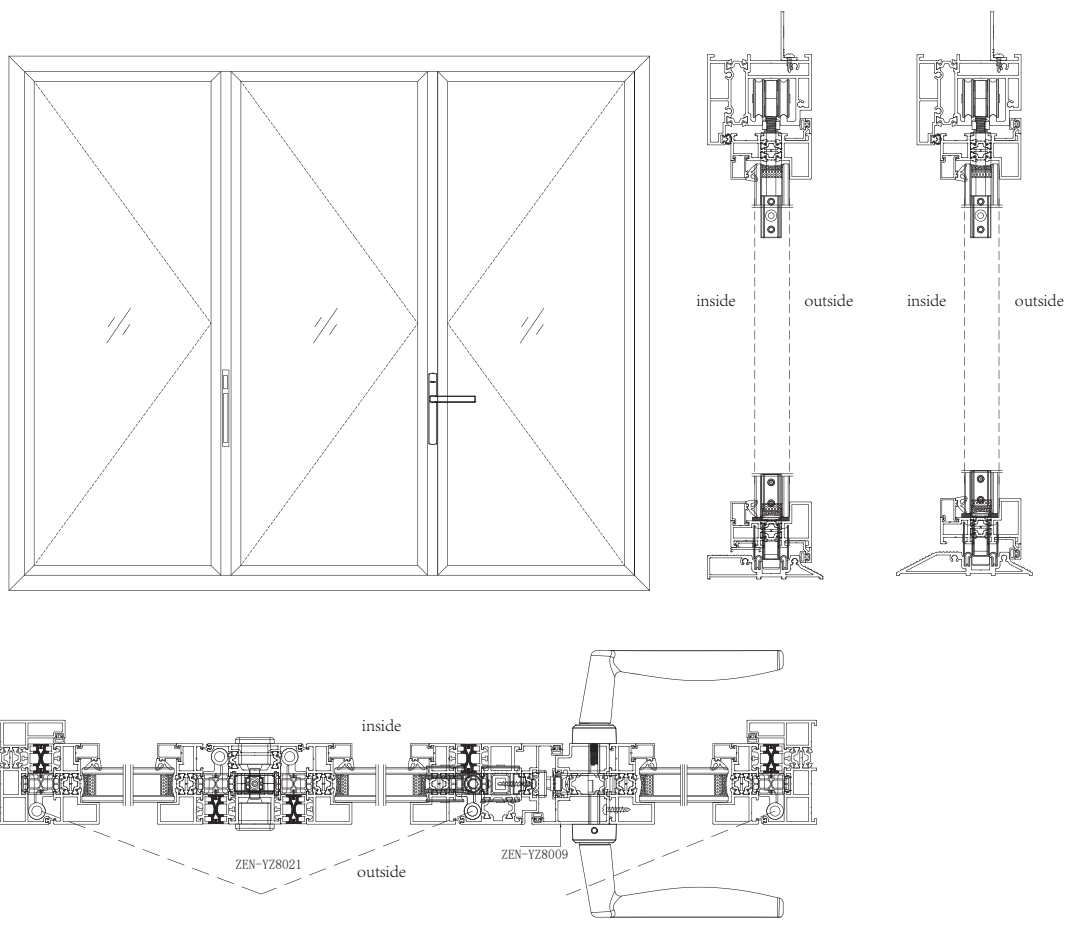


Door Handle



HARDWARE CONFIGURATION

Simplicity The minimalist design concept eliminates unnecessary decorations and creates a peaceful and comfortable living space.



SHOWCASE GRAPH

Technical Parameters:

Frame thickness: 2.0mm

Size rang:

Sash width 500mm-850mm, Sash height 700mm-2800mm

Glass specification:

5mm+27A+5mm double clear tempered glass

Product function:

Folding door Odd number fold +0/Odd number fold + odd number fold/even number +0/Even number + even number

Product advantage:

- 1、 Multi-folding design with oversized opening, provides a clear and wide view
- 2、 It is equipped with an anti-pinch design for safety and reliability
- 3、 This series can be partially opened or fully expanded as needed for versatile and flexible adjustments
- 4、 When closed it provides effective sound insulation and sealing performance
- 5、 It is available in both inside and outside folding options to fit more spaces





PRODUCT ACCESSORIES



Upper Wheels, Lower Wheels

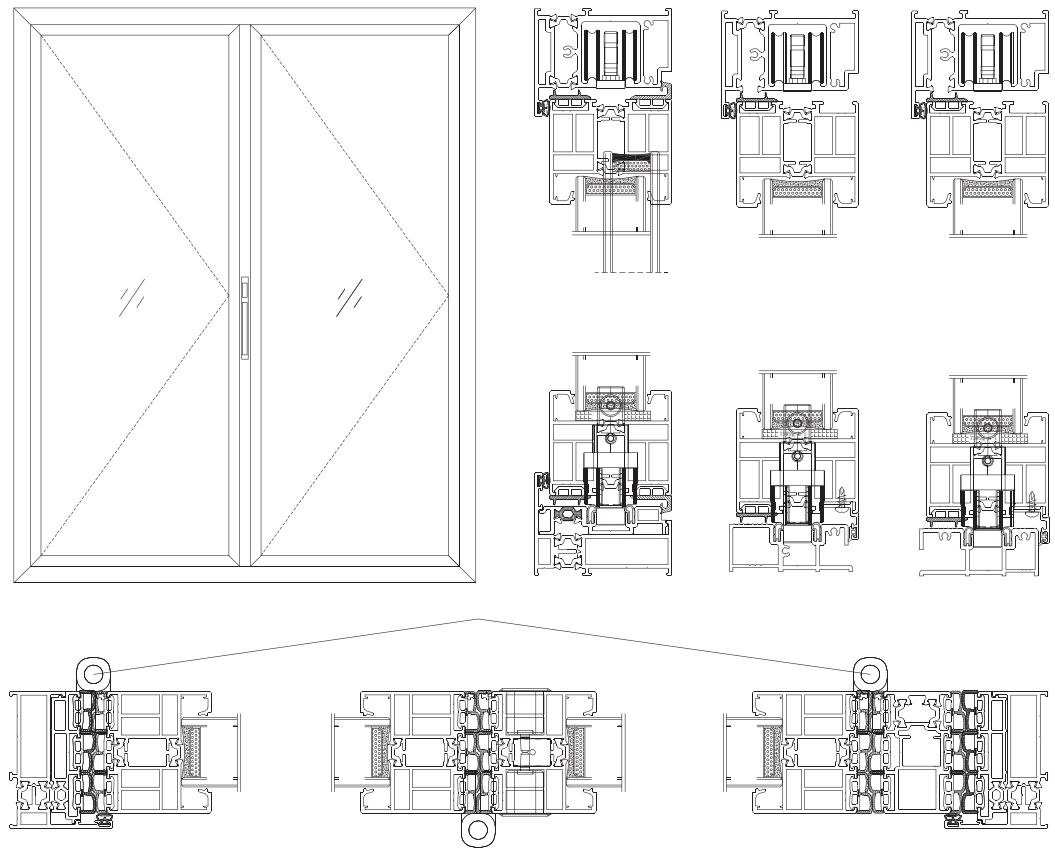


Multi-point lock body\Hinges\Driver\
Lock Cylinder\Upper and Lower Bolts



HARDWARE CONFIGURATION

Simplicity The minimalist design concept eliminates unnecessary decorations and creates a peaceful and comfortable living space.



SHOWCASE GRAPH

Technical Parameters:

Frame thickness:2.0mm

Size rang:

Sash width 500mm-950mm, Sash height 1200mm-3500mm

Glass specification:

5mm+27A+5mm double clear tempered glass

Heat insulation strip:

24mm

Product function:

Folding door Odd number fold +0/Odd number fold + odd number fold/even number +0/Even number + even number

Product advantage:



- 1、 Folding design, 100% full opening, effective space saving, more open view
- 2、 It adopts tempered hollow glass design, which effectively reduces noise and achieves the best sound insulation effect
- 3、 It is equipped with high-quality sliding rails, folds easily and smoothly, and is durable
- 4、 Door hinge are flexible and can be customized according to needs

PRODUCT ACCESSORIES



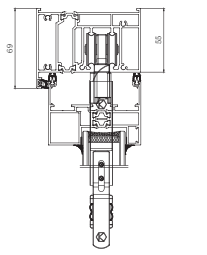
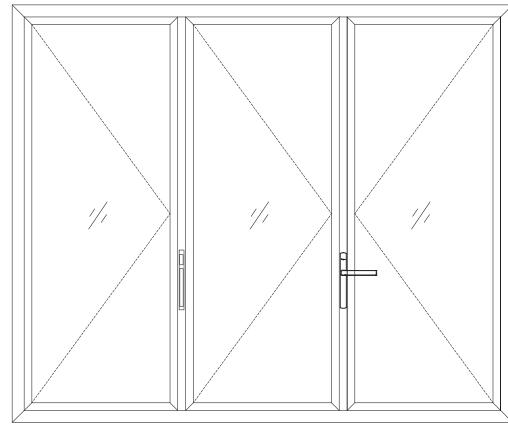
Hinges\ Invisible Handle\ Driver\
Upper and Lower Wheels\Upper and Lower Bolts

Door Handle \Lock Cylinder with Keys \
Multi-point lock body


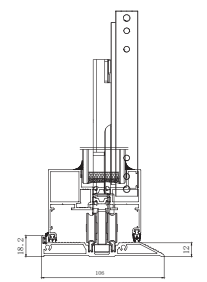
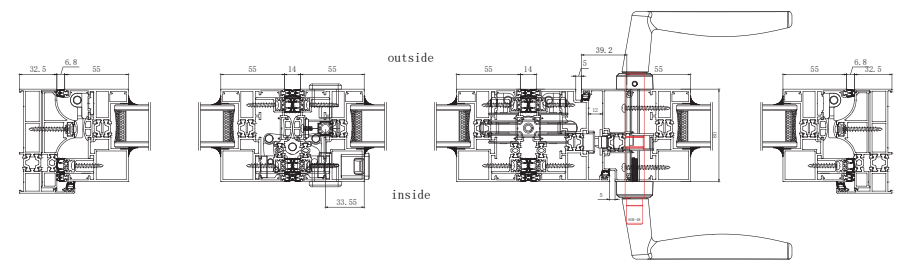


HARDWARE CONFIGURATION

Simplicity The minimalist design concept eliminates unnecessary decorations and creates a peaceful and comfortable living space.



inside outside



SHOWCASE GRAPH

95 SERIES

THERMAL BREAK HIDE HINGE FOLDING DOOR

HIGH-END SYSTEM DOORS AND WINDOWS

Technical Parameters:

Frame thickness: 0.0mm

Size rang:

Sash width 000mm-0000mm, Sash height 000mm-0000mm

Glass specification:

5mm+00A+5mm double clear tempered glass

Product function:

Sliding door

Product advantage:

- 1、 Multi-folding design with oversized opening, provides a clear and wide view
- 2、 It is equipped with an anti-pinch design for safety and reliability
- 3、 This series can be partially opened or fully expanded as needed for versatile and flexible adjustments
- 4、 When closed it provides effective sound insulation and sealing performance

PRODUCT ACCESSORIES





Hinges\Driver\
Lock Body and Lock Set For Doors

Handle\Lock Cylinder with Keys

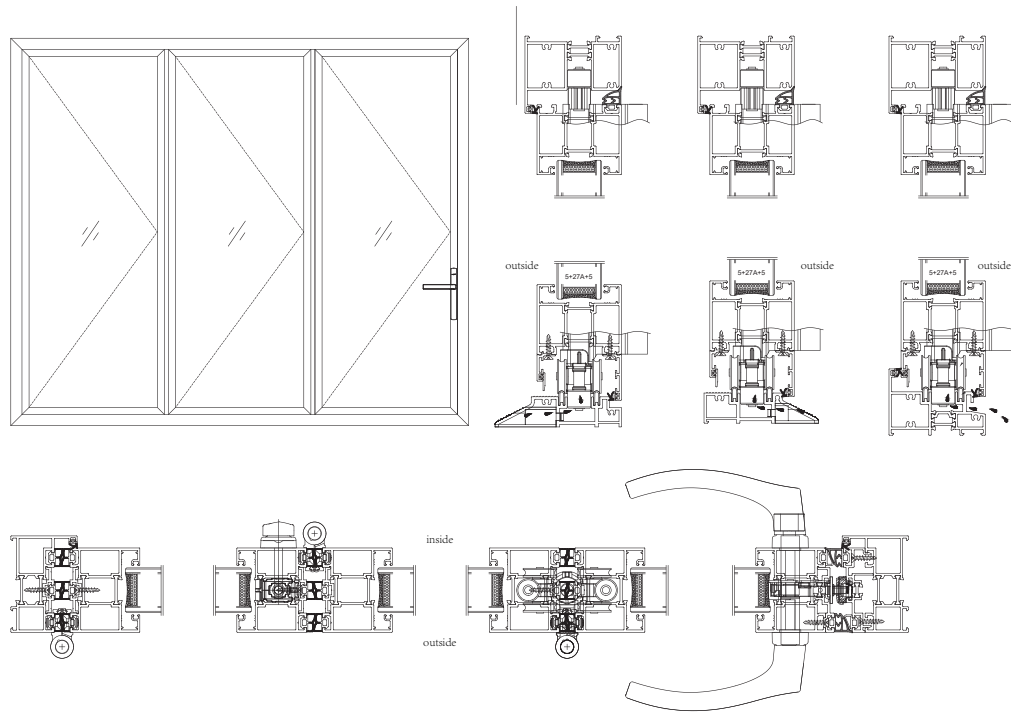
Lock Body

Upper Wheels\Lower Wheels



HARDWARE CONFIGURATION

Simplicity The minimalist design concept eliminates unnecessary decorations and creates a peaceful and comfortable living space.



SHOWCASE GRAPH

60 SERIES THERMAL BREAK FOLDING WINDOW

HIGH-END SYSTEM DOORS AND WINDOWS

Technical Parameters:

Frame thickness: 2.0mm

Size rang:

Sash width 500mm-1400mm, Sash height 500mm-800mm

Glass specification:

5mm+20A+5mm double clear tempered glass

Heat insulation strip:

20mm

Product function:


Folding window Even numbers are multiplied by +0Even number fold + even number fold
Even number fold + odd number fold

Product advantage:

1. Left and right can be freely folded, larger opening angle, better viewing and ventilation effect
2. Roller screens can be selected to meet the needs of mosquito protection and glare blocking.
3. Bridge cut-off design, has better heat and sound insulation, and can reach more energy-saving and environmental protection
4. Outer flat frame design drives no water and dust accumulation



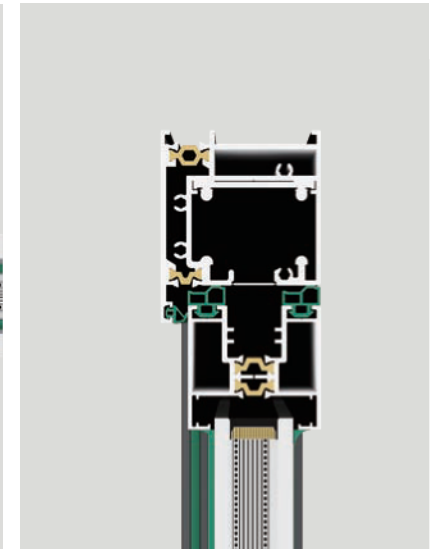
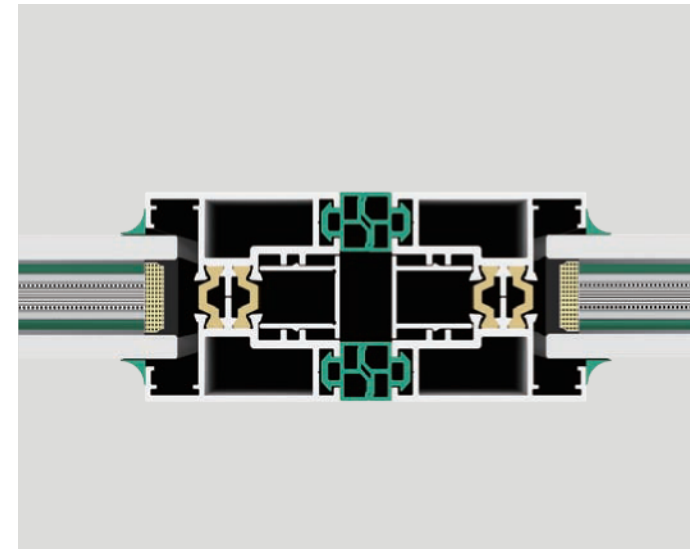
PRODUCT ACCESSORIES



Hinges\Pulling Hinges\Square Axle


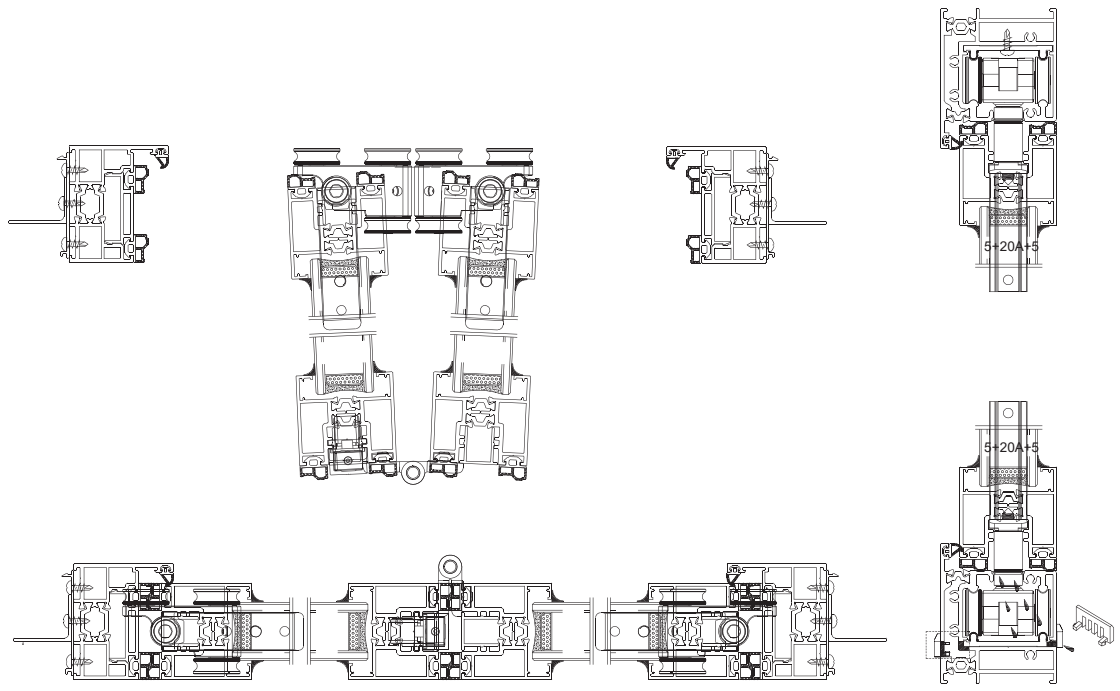


Transmission Box\Hanging Wheels\Handle\
Hinges\Upper and Lower Bolts



HARDWARE CONFIGURATION

Simplicity The minimalist design concept eliminates unnecessary decorations and creates a peaceful and comfortable living space.



SHOWCASE GRAPH

55 SERIES

NON-THERMAL BREAK UP AND DOWN FOLDING WINDOW

HIGH-END SYSTEM DOORS AND WINDOWS

Technical Parameters:

Frame thickness: 1.2mm

Glass specification:

5mm+9A+5mm double clear tempered glass

Product function:

Fold up

Product advantage:

1. Small wall occupation design, meets the needs of more thin wall thickness
2. Roller screens can be selected to meet the needs of mosquito protection and glare blocking
3. Upper and lower folding opening design has a larger opening angle for better viewing and ventilation
4. That this series is made of 6063 profiles, which has high quality, and is strong, durable, corrosion resistant



PRODUCT ACCESSORIES

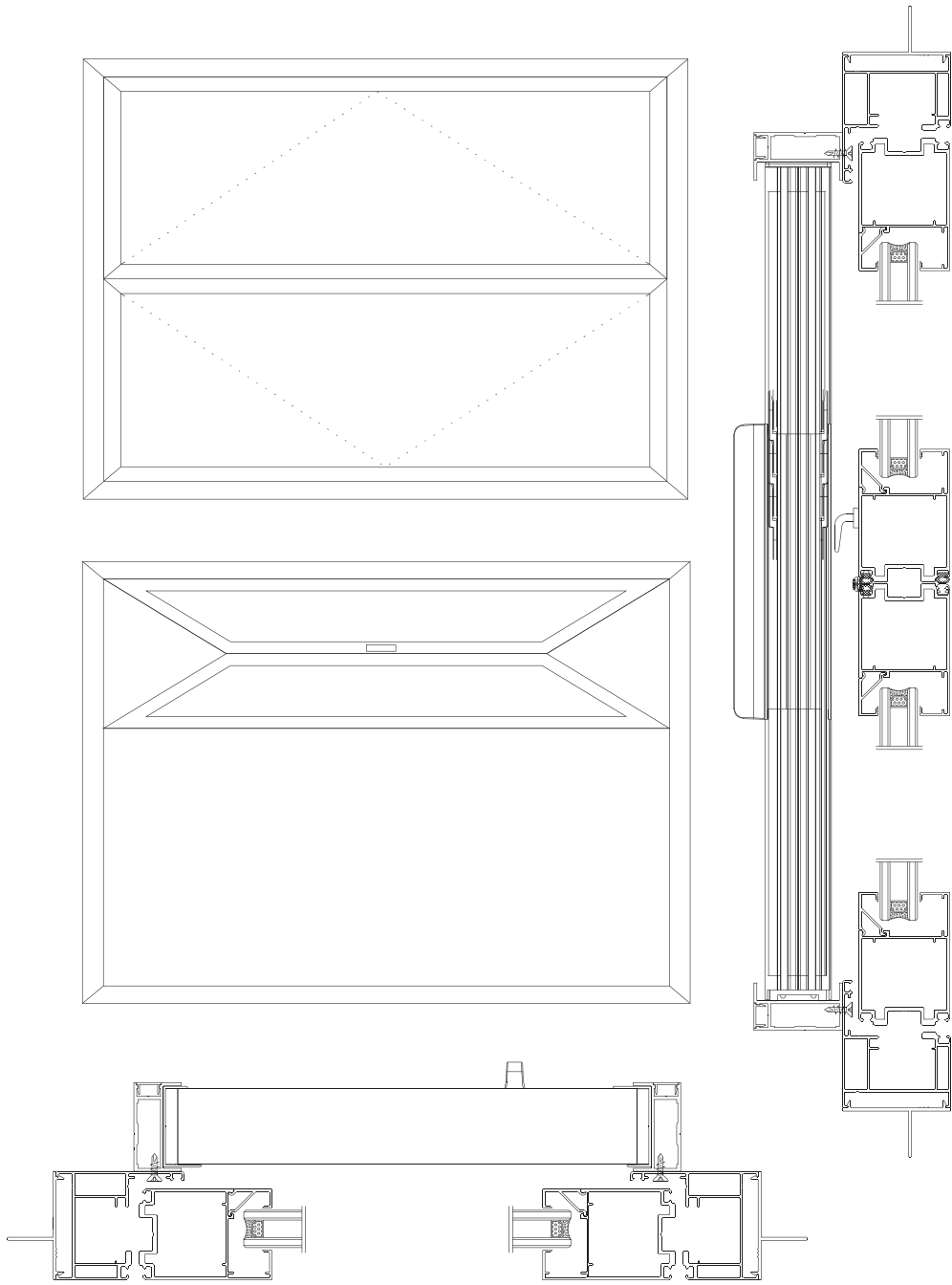


Handle\Driver\Spring Piece\Hinges\Pulling Hinges



HARDWARE CONFIGURATION

Simplicity The minimalist design concept eliminates unnecessary decorations and creates a peaceful and comfortable living space.



SHOWCASE GRAPH

Technical Parameters:

Frame thickness: 1.4mm

Size rang:

Sash width 400mm-1450mm, Sash height 400mm-1200mm

Glass specification:

5mm+15A+5mm double clear tempered glass

Heat insulation strip:

10mm


Product function:

Lift up and down



Product advantage:

- 1、TWhen in the closed state, the frame wraps the sash design will be more stable, have higher wind pressure resistance
- 2、T Double-sided locking design for better sealing performance when closed
- 3、TWhen opened, the lift-pull sash design does not take up space in the room and provides better ventilation

PRODUCT ACCESSORIES



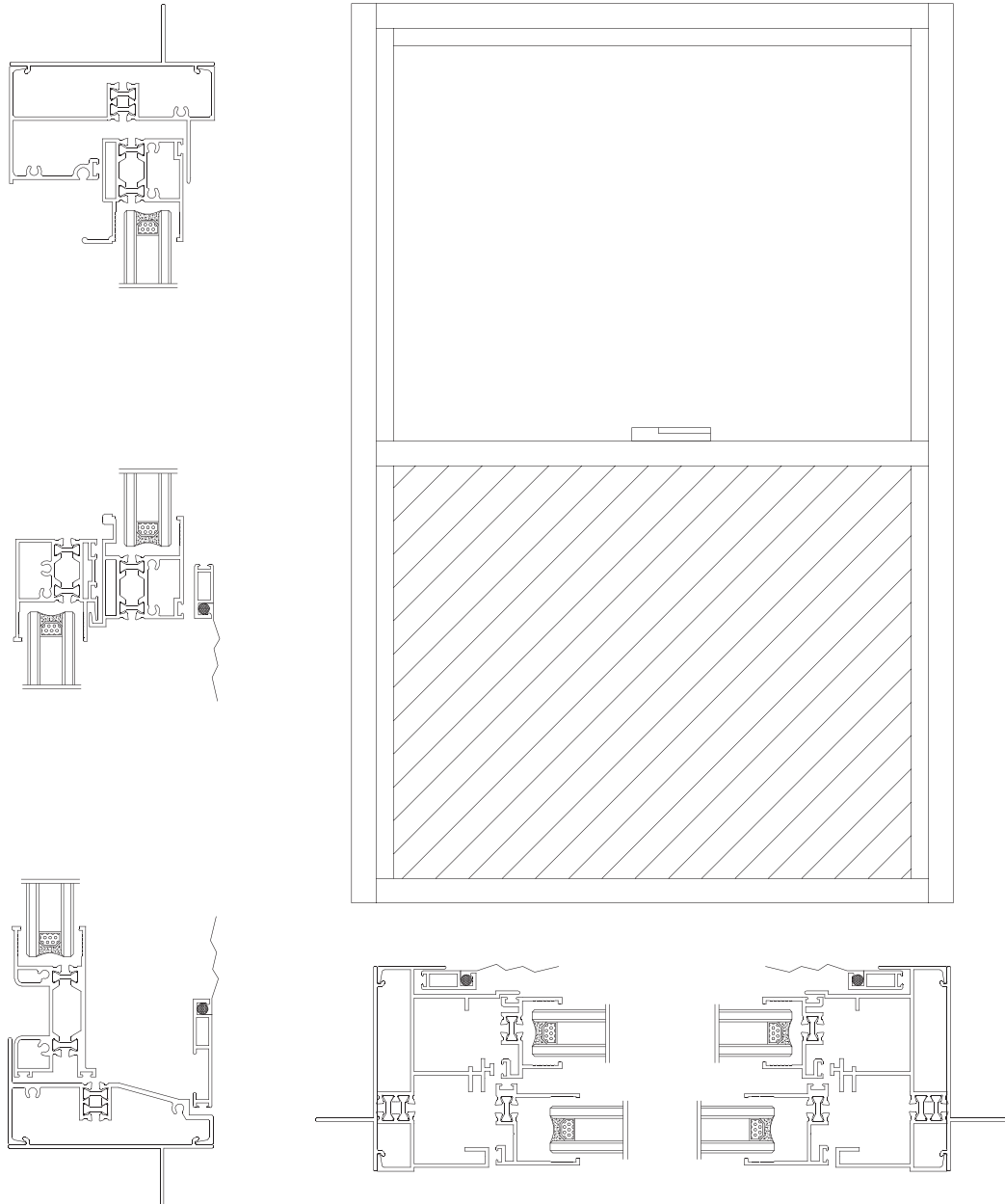


Spring Piece Little Pull Handle limiter



HARDWARE CONFIGURATION

Simplicity The minimalist design concept eliminates unnecessary decorations and creates a peaceful and comfortable living space.



SHOWCASE GRAPH

100 SERIES

HIGH-END SYSTEM DOORS AND WINDOWS

Technical Parameters:

Frame thickness: 2.0mm

Size rang:

Sash width 450mm-750mm, Sash height 750mm-1400mm

Glass specification:

6mm+12A+6mm double clear tempered glass

Heat insulation strip:

Non-broken bridge

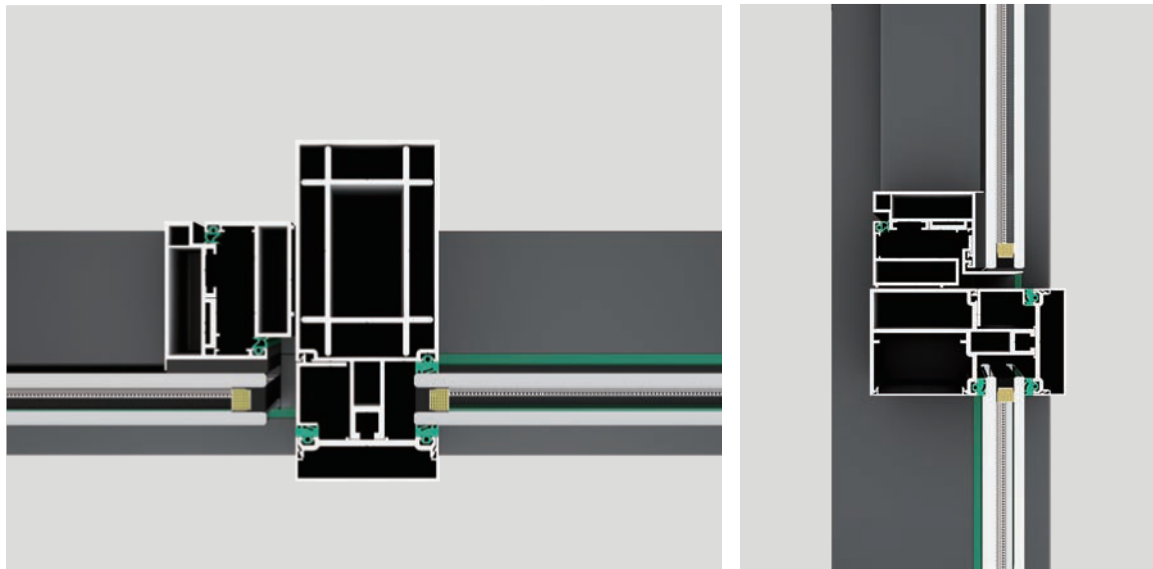
Product function:

Outward opening/outward overhanging


Product advantage:

- 1、 Open frame, hidden frame, semi-hidden frame design, can meet a variety of user needs
- 2、 That this series is made of 6063 profiles, which has high quality, and is strong, durable, corrosion resistant.
- 3、 Standard 6+12+6 double-layer hollow tempered glass, is safer, more stable
- 4、 2.0 wall thickness, load-bearing, wind pressure resistance is stronger

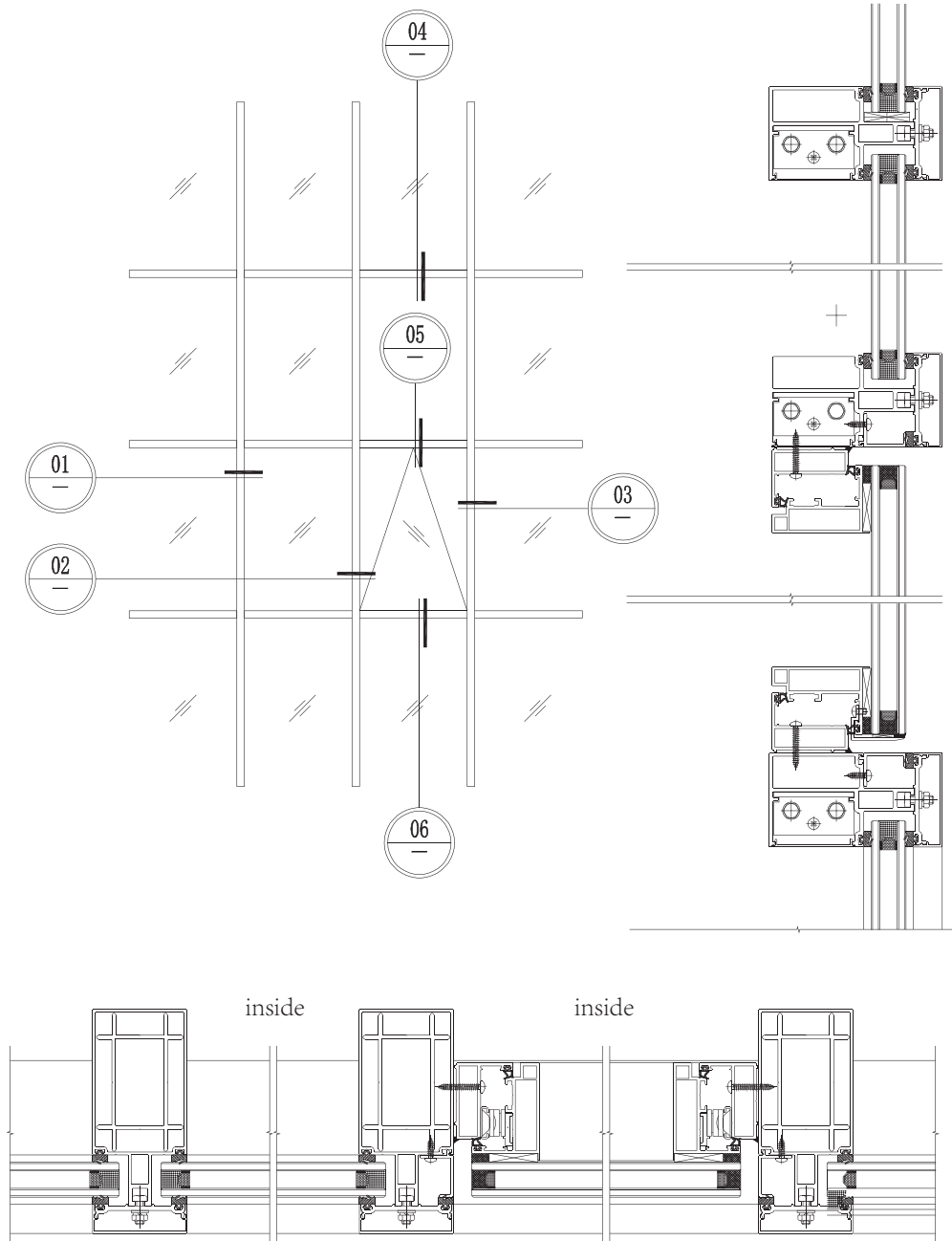
PRODUCT ACCESSORIES



HARDWARE CONFIGURATION



Simplicity The minimalist design concept eliminates unnecessary decorations and creates a peaceful and comfortable living space.



SHOWCASE GRAPH

120 SERIES

HIGH-END SYSTEM DOORS AND WINDOWS

Technical Parameters:

Frame thickness:3.0mm

Size rang:

Sash width 450mm-750mm, Sash height 750mm-1400mm

Glass specification:

6mm+12A+6mm double clear tempered glass

Heat insulation strip:

Non-broken bridge

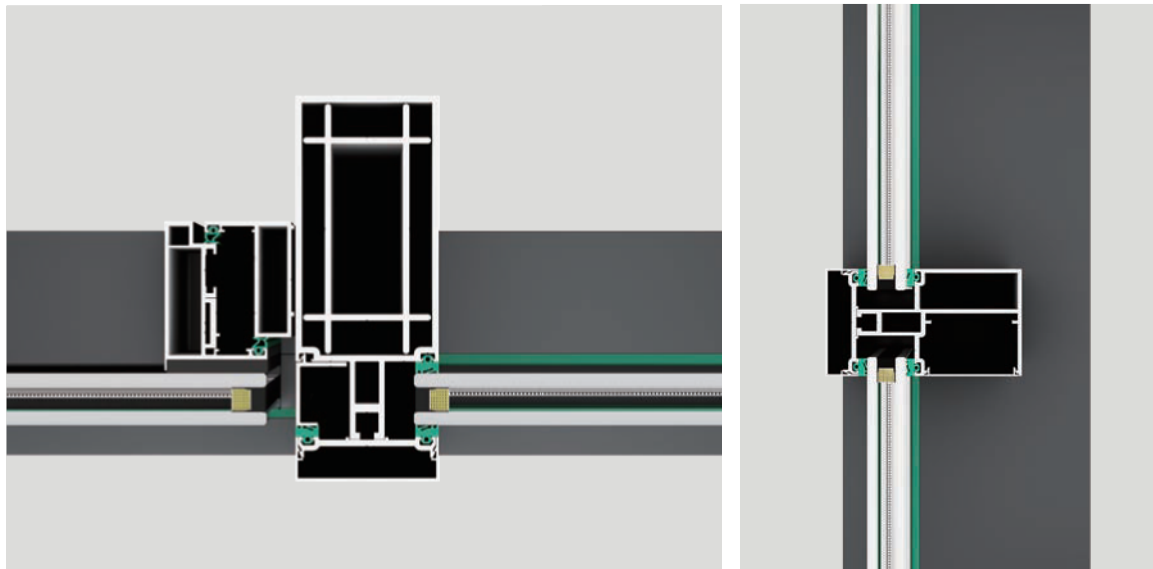
Product function:

Outward opening/outward overhanging


Product advantage:

- 1、 Open frame, hidden frame, semi-hidden frame design, can meet a variety of user needs
- 2、 That this series is made of 6063 profiles, which has high quality, and is strong, durable, corrosion resistant.
- 3、 Standard 6+12+6 double-layer hollow tempered glass, is safer, more stable
- 4、 3.0 wall thickness, load-bearing, wind pressure resistance is stronger

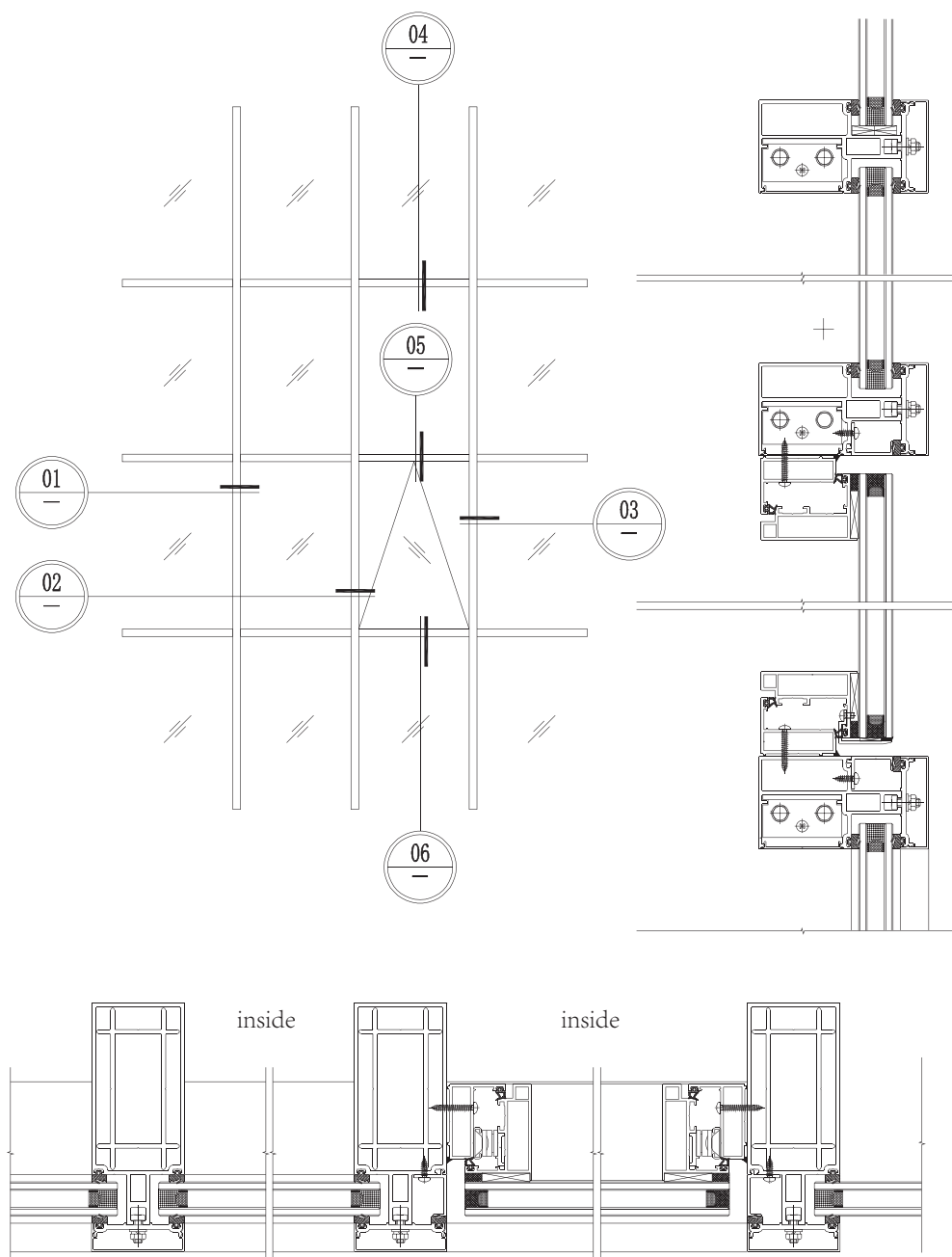
PRODUCT ACCESSORIES



HARDWARE CONFIGURATION



Simplicity The minimalist design concept eliminates unnecessary decorations and creates a peaceful and comfortable living space.



SHOWCASE GRAPH

140 SERIES

HIGH-END SYSTEM DOORS AND WINDOWS

Technical Parameters:

Frame thickness:3.0mm

Size rang:

Sash width 450mm-750mm, Sash height 750mm-1400mm

Glass specification:

6mm+12A+6mm double clear tempered glass

Heat insulation strip:

Non-broken bridge

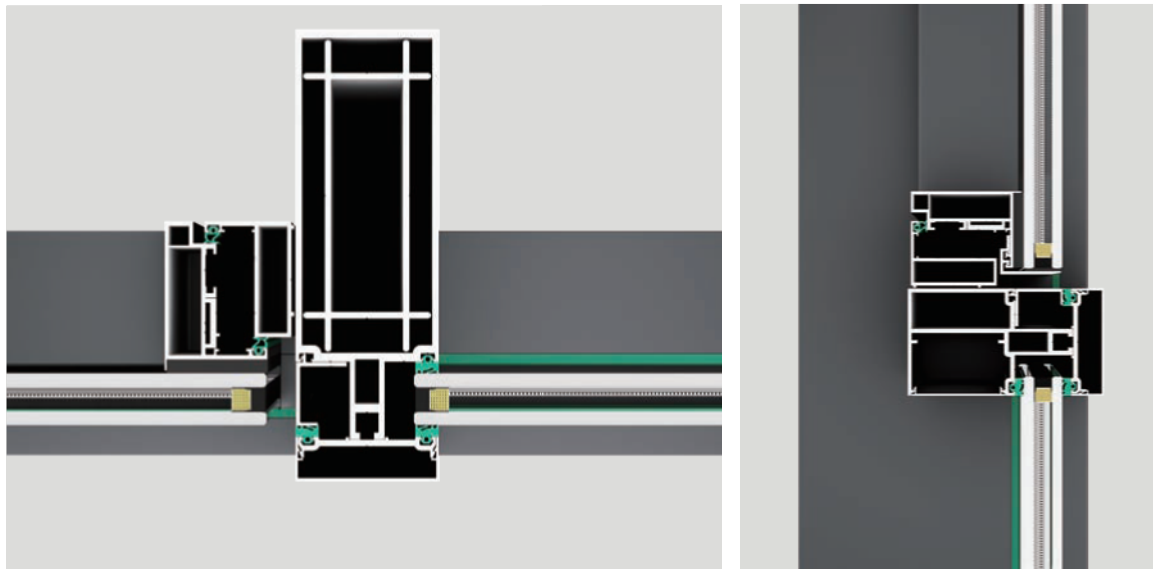
Product function:

Outward opening/outward overhanging


Product advantage:

- 1、 Open frame, hidden frame, semi-hidden frame design, can meet a variety of user needs
- 2、 That this series is made of 6063 profiles, which has high quality, and is strong, durable, corrosion resistant.
- 3、 Standard 6+12+6 double-layer hollow tempered glass, is safer, more stable
- 4、 3.0 wall thickness, load-bearing, wind pressure resistance is stronger

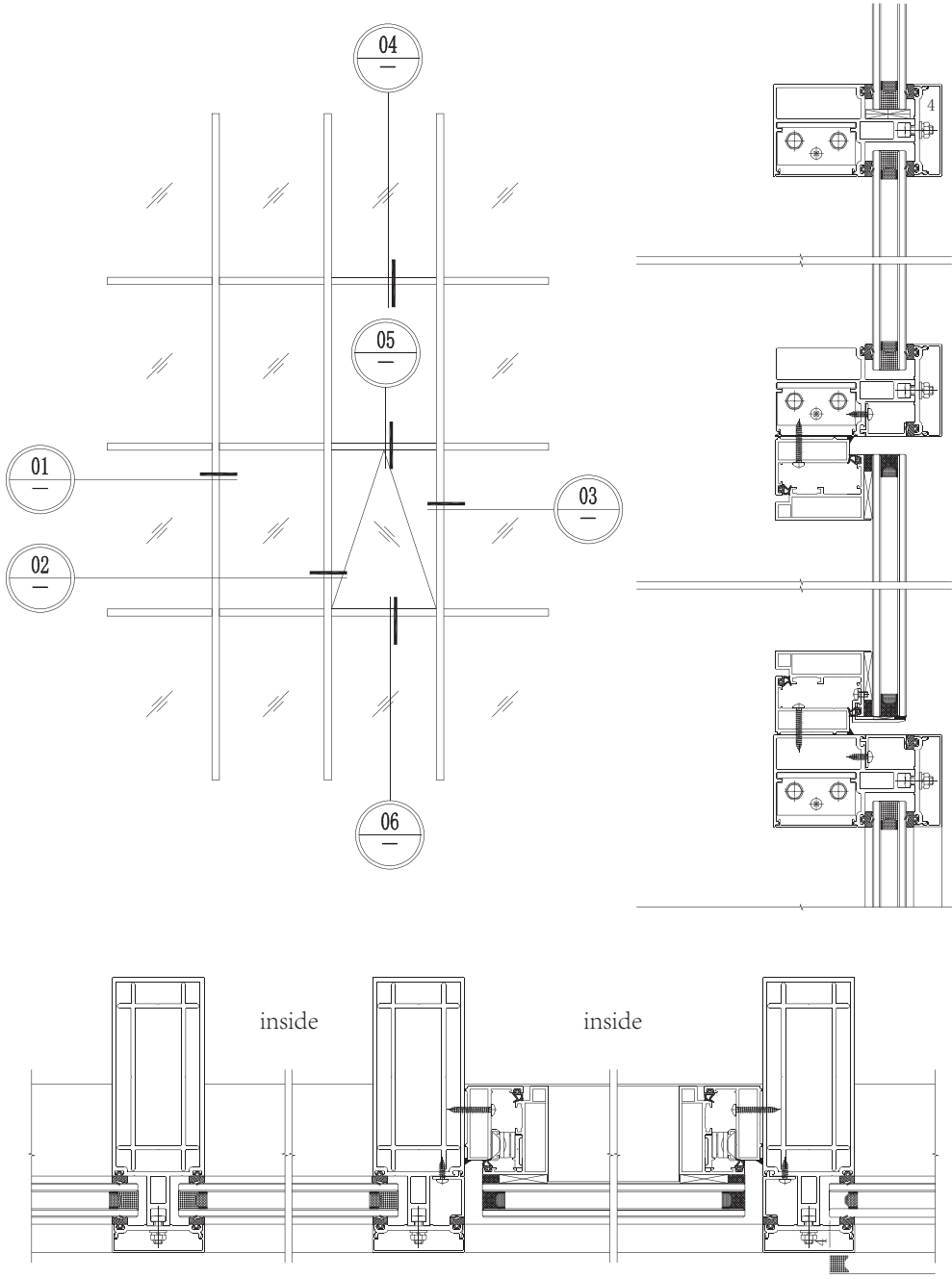
PRODUCT ACCESSORIES



HARDWARE CONFIGURATION



Simplicity The minimalist design concept eliminates unnecessary decorations and creates a peaceful and comfortable living space.



SHOWCASE GRAPH

180 SERIES

HIGH-END SYSTEM DOORS AND WINDOWS

Technical Parameters:

Frame thickness:3.0mm

Size rang:

Sash width 450mm-750mm, Sash height 750mm-1400mm

Glass specification:

6mm+12A+6mm double clear tempered glass

Heat insulation strip:

Non-broken bridge

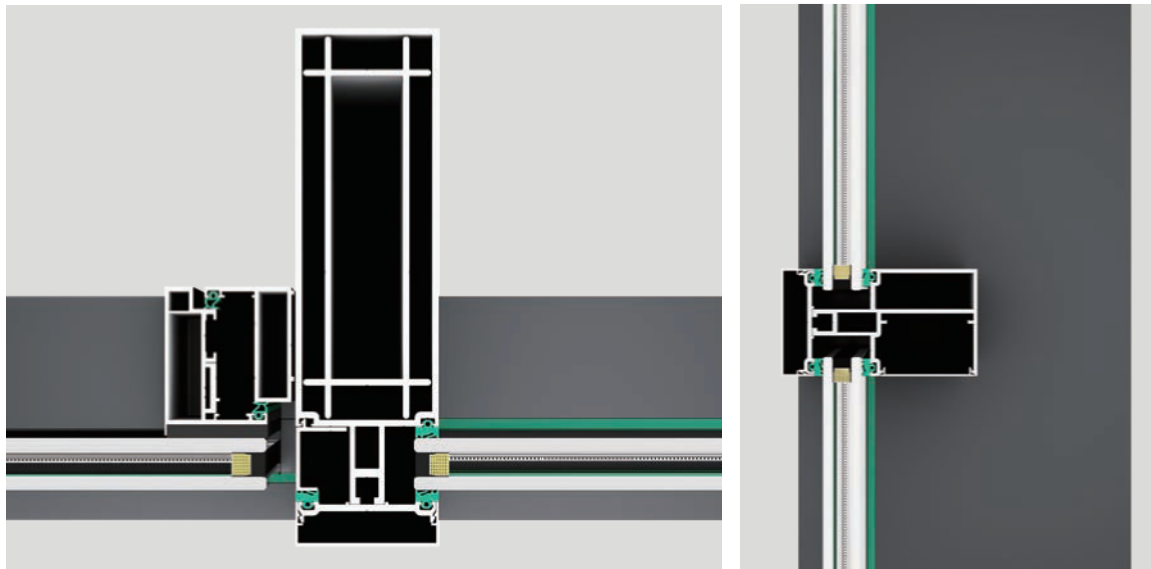
Product function:

Outward opening/outward overhanging


Product advantage:

- 1、 Open frame, hidden frame, semi-hidden frame design, can meet a variety of user needs
- 2、 That this series is made of 6063 profiles, which has high quality, and is strong, durable, corrosion resistant.
- 3、 Standard 6+12+6 double-layer hollow tempered glass, is safer, more stable
- 4、 3.0 wall thickness, load-bearing, wind pressure resistance is stronger

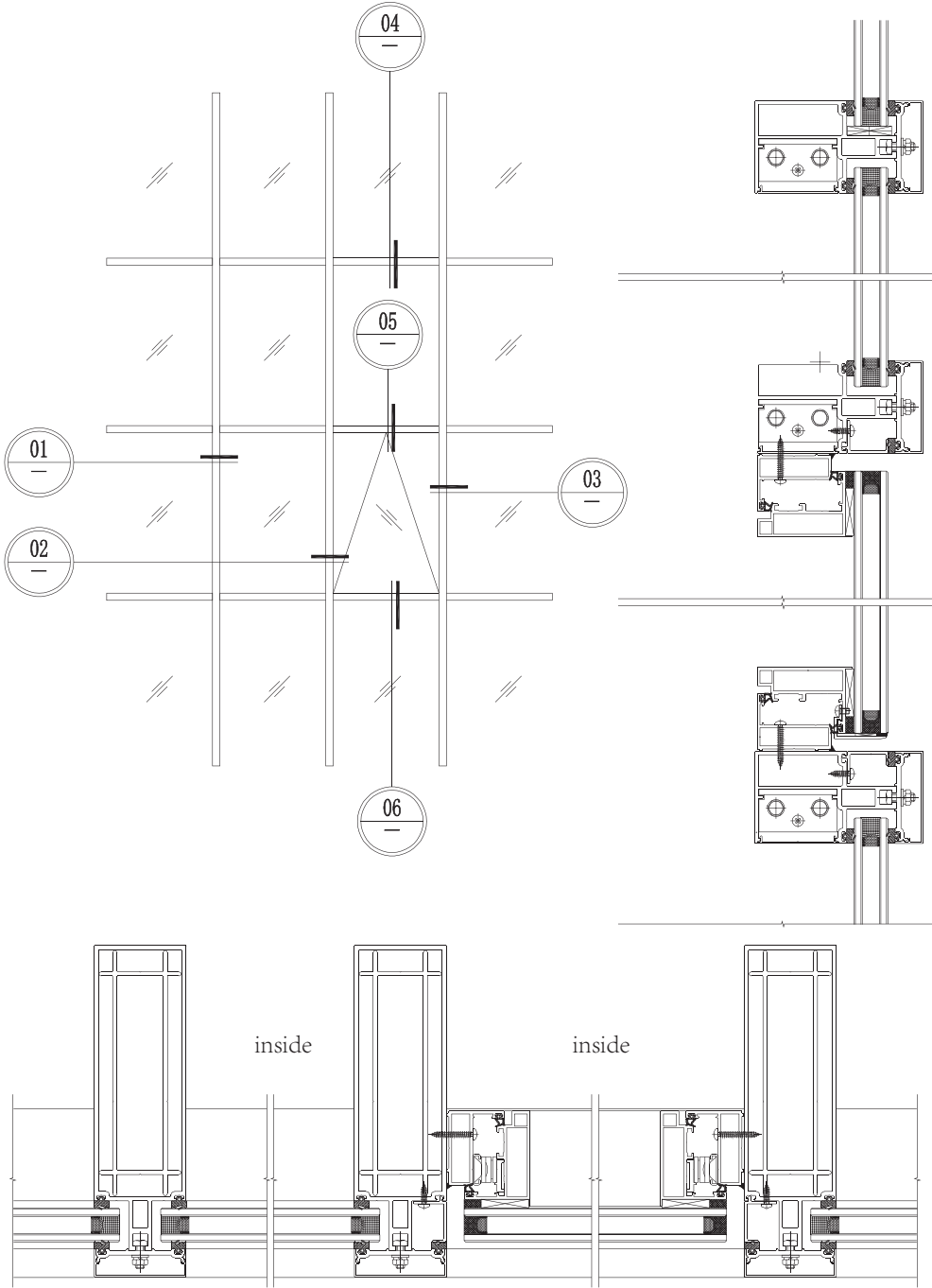
PRODUCT ACCESSORIES



HARDWARE CONFIGURATION



Simplicity The minimalist design concept eliminates unnecessary decorations and creates a peaceful and comfortable living space.



SHOWCASE GRAPH

Technical Parameters:

Frame thickness: 2.2mm

Size rang:

Sash width 400mm-1200mm, Sash height 1500mm-2800mm

Glass specification:

5mm+15A+5mm double clear tempered glass

Product function:

Outward opening door, inward opening door, single opening door, double opening door

Product advantage:

- 1、 the use of high-strength aluminum alloy, high corrosion resistance and wind pressure resistance
- 2、 the appearance design is fashionable and simple, in line with the image needs of various commercial places
- 3、 automatic rebound closing function design, convenient for customers to enter and exit
- 4、 effectively isolate dust and rain, keep the room clean



PRODUCT ACCESSORIES



Horizontal handle



Vertical handle



Safety Chain




Accessories of Floor Spring



Floor Spring



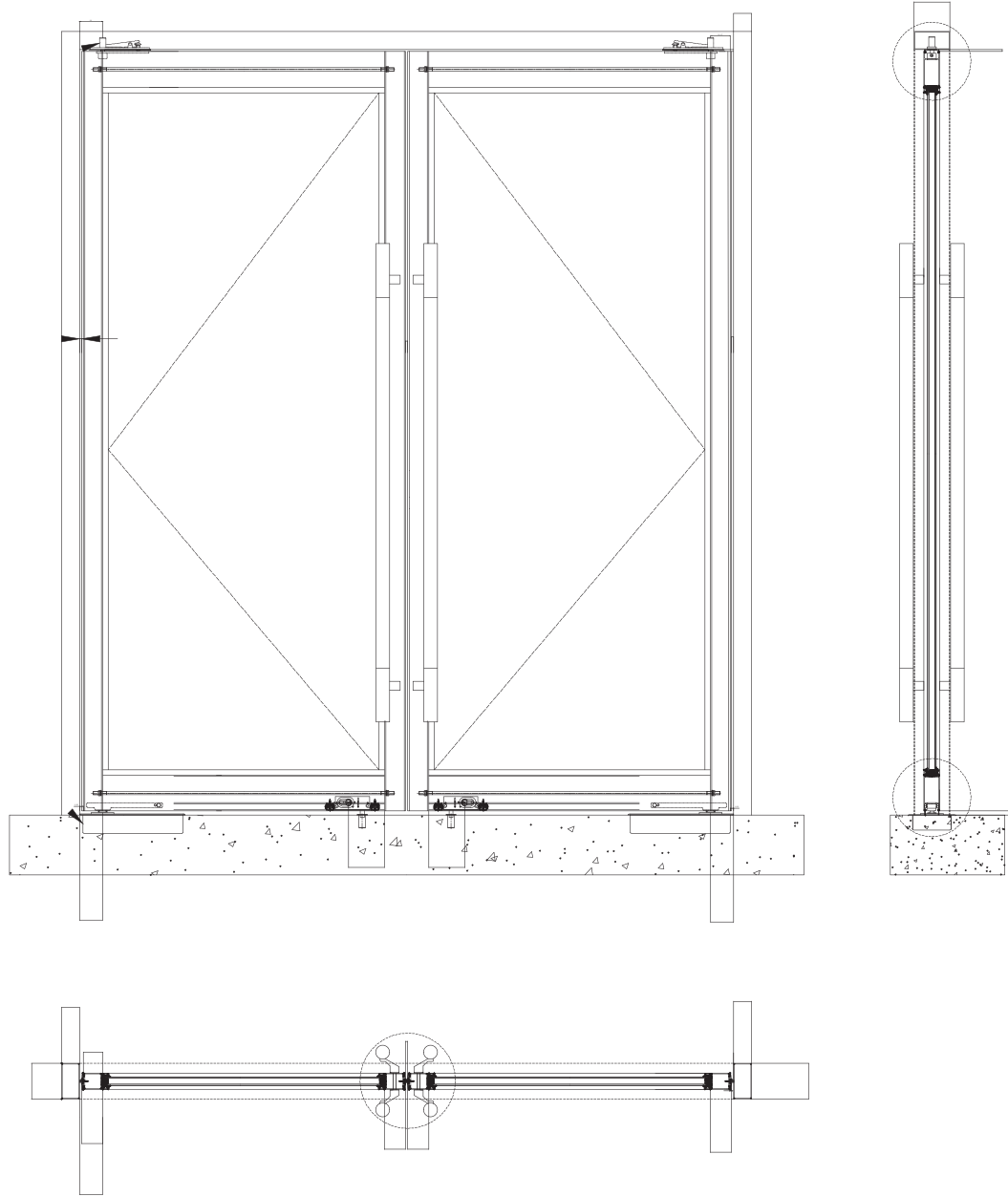


Limiter



HARDWARE CONFIGURATION

Simplicity The minimalist design concept eliminates unnecessary decorations and creates a peaceful and comfortable living space.



SHOWCASE GRAPH

Technical Parameters:

Frame thickness: 2.2mm

Size rang:

Sash width 400mm-1200mm, Sash height 1500mm-2800mm

Glass specification:

5mm+15A+5mm double clear tempered glass

Product function:

Outward opening door, inward opening door, single opening door, double opening door

Product advantage:

- 1、 the use of high-strength aluminum alloy, high corrosion resistance and wind pressure resistance
- 2、 the appearance design is fashionable and simple, in line with the image needs of various commercial places
- 3、 automatic rebound closing function design, convenient for customers to enter and exit
- 4、 effectively isolate dust and rain, keep the room clean




PRODUCT ACCESSORIES




Horizontal handle



Vertical handle


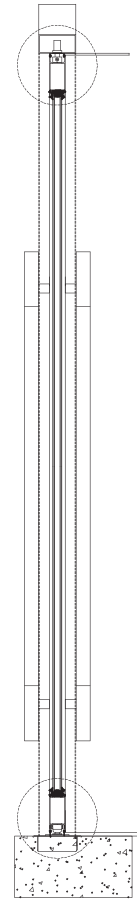
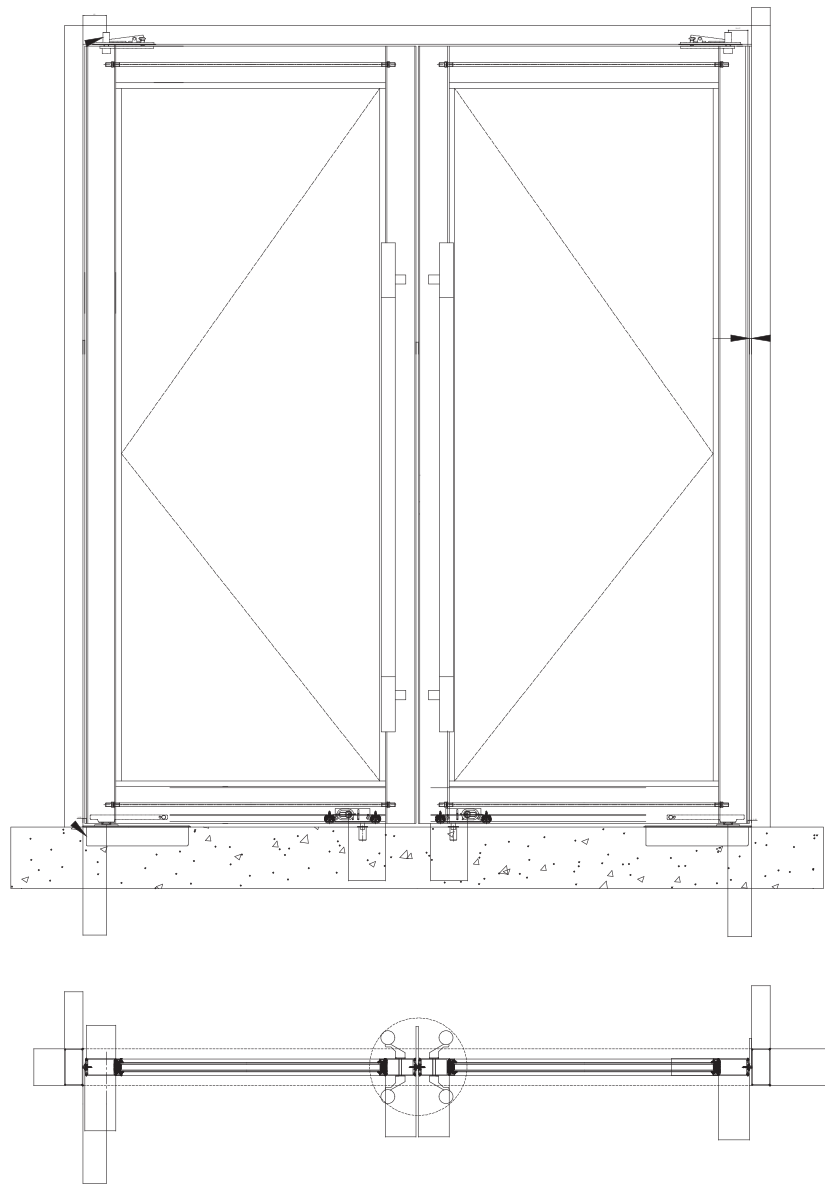


Safety Chain



HARDWARE CONFIGURATION

Simplicity The minimalist design concept eliminates unnecessary decorations and creates a peaceful and comfortable living space.



SHOWCASE GRAPH

FIXED SKYLIGHT

HIGH-END SYSTEM DOORS AND WINDOWS

Technical Parameters:

Frame thickness: 1.5mm

Size rang:

Sash width 500mm-1500mm, Sash height 500mm-1500mm

Glass specification:

5mm+27A+5mm double clear tempered glass


Product function:

Fixed window

Product advantage:

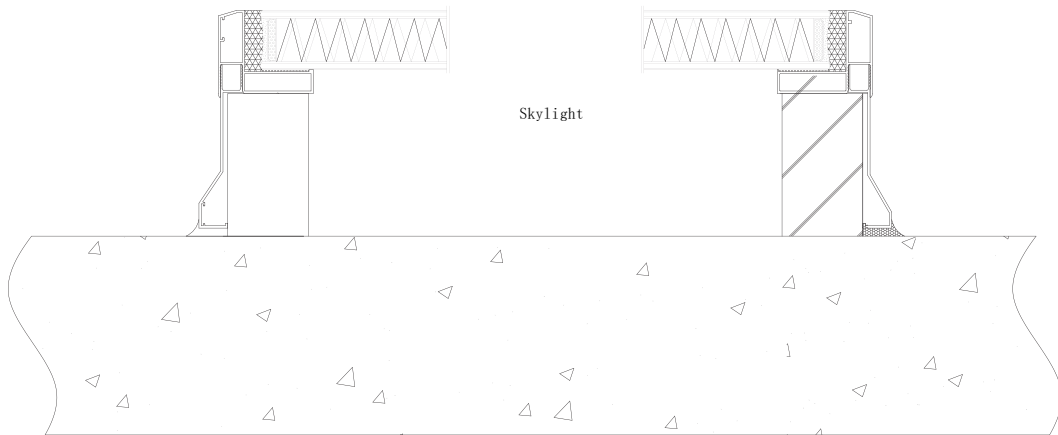
- 1、 That this series is made of 6063 profiles, which has high quality, and is strong, durable, corrosion resistant.
- 2、 5+27A+5 double-layer hollow tempered glass, its transmission performance is better, more safe and stable
- 3、 27A large hollow design, its sound insulation and heat insulation performance is better.
- 4、 Outer flat frame design drives no water and dust accumulation

PRODUCT ACCESSORIES



HARDWARE CONFIGURATION

Simplicity The minimalist design concept eliminates unnecessary decorations and creates a peaceful and comfortable living space.



SHOWCASE GRAPH

ELECTRIC SKYLIGHT

**HIGH-END SYSTEM
DOORS AND WINDOWS**

Technical Parameters:

Frame thickness:1.5mm

Size rang:

Sash width 600mm-1500mm, Sash height 500mm-1000mm

Glass specification:

5mm+27A+5mm double clear tempered glass

Product function:

Open flat

Product advantage:

- 1、 Laminated hollow glass can be selected, and its sound insulation and heat insulation effect is better
- 2、 PVB laminated technology,has high efficiency UV isolation, while enhancing the impact resistance shock absorption function, effectively isolate the danger of falling objects.
- 3、 Two rubber strips in the opening position, effectively prevent rainwater intrusion, and has better sealing effect.




PRODUCT ACCESSORIES



Motor

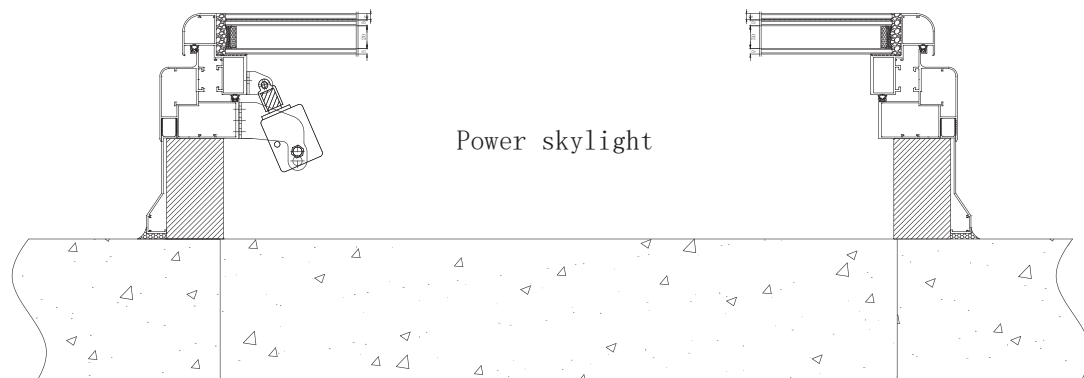


Remote



HARDWARE CONFIGURATION

Simplicity The minimalist design concept eliminates unnecessary decorations and creates a peaceful and comfortable living space.



SHOWCASE GRAPH

4516 SERIES

CASEMENT DOOR

HIGH-END SYSTEM DOORS AND WINDOWS

Technical Parameters:

Frame thickness: 1.4mm

Size rang:

Sash width 600mm-850mm, Sash height 500mm-2400mm

Glass specification:

8mm Single layer tempered oil sand glass

Product function:

Swing door

Product advantage:

- 1、 Adopting 6063 profile, which has high quality, is sturdy and durable, and has good corrosion resistance
- 2、 Adopting invisible flat hinges, which is simple one-piece design, look fashionable and beautiful
- 3、 Narrow bezel design fills every corner with a sense of luxury



PRODUCT ACCESSORIES



Handle

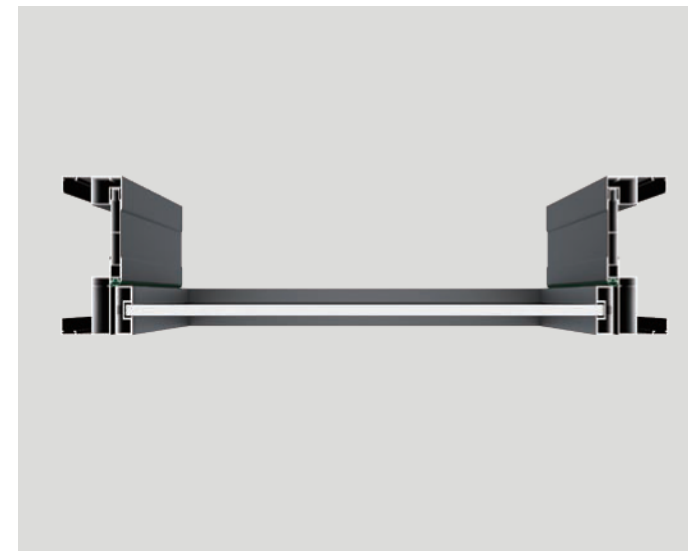
Lock Cylinder with Keys

Handle Set



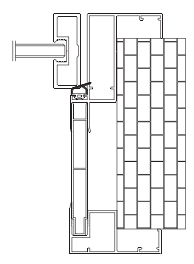
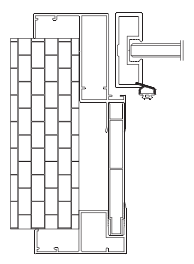
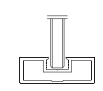
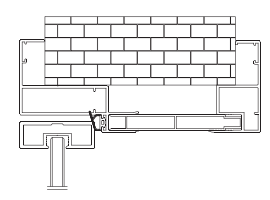
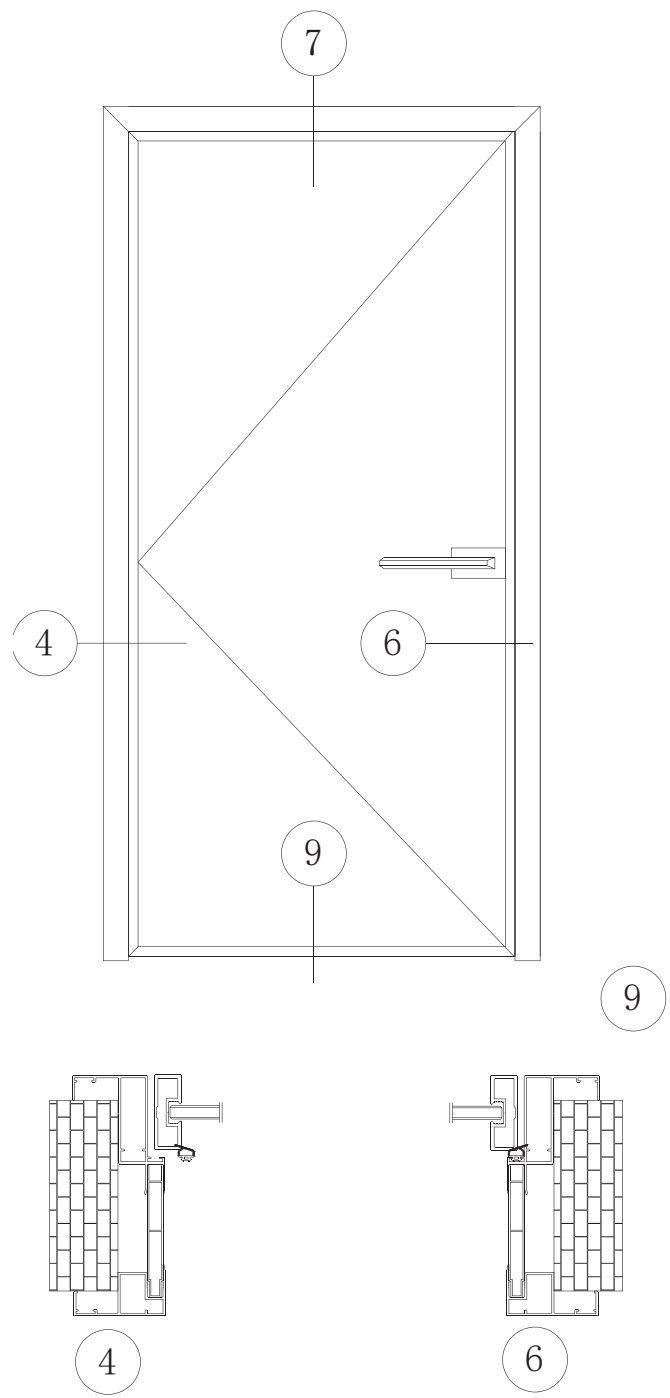
Invisible Hinges/Lock Set/
Upper and Lower Bolts

Lock Body



HARDWARE CONFIGURATION

Simplicity The minimalist design concept eliminates unnecessary decorations and creates a peaceful and comfortable living space.



SHOWCASE GRAPH

4535 SERIES

CASEMENT DOOR

HIGH-END SYSTEM DOORS AND WINDOWS

Technical Parameters:

Frame thickness:1.4mm

Size rang:

Sash width 600mm-850mm, Sash height 500mm-2400mm

Glass specification:

4mm+15A+4mm double clear tempered glass

Product function:

Sliding door Two/three/four/six

Product advantage:

- 1、 Adopting 6063 profile, high quality, sturdy and durable, corrosion resistance
- 2、 Adopt stainless steel hinges, no rust and oxidation resistance, strong load-bearing capacity
- 3、 Smooth frame and fan surface, fresh and elegant, green and environmental protection
- 4、 Can be made of lattice, craft glass and other styles with home style



PRODUCT ACCESSORIES


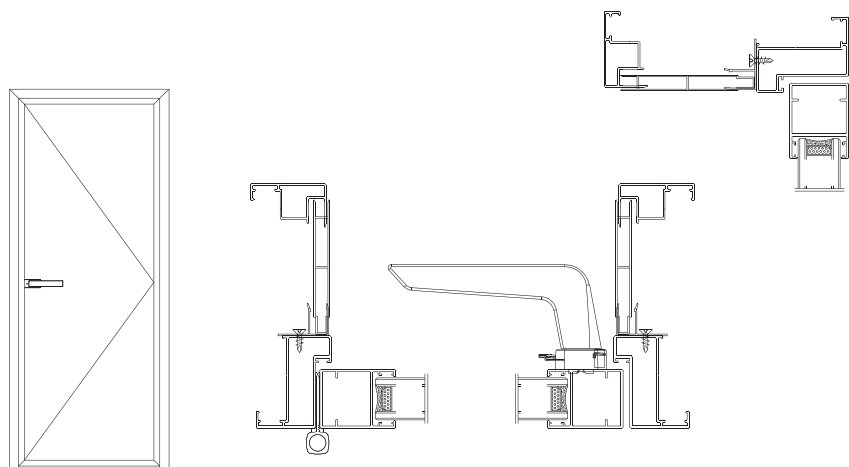
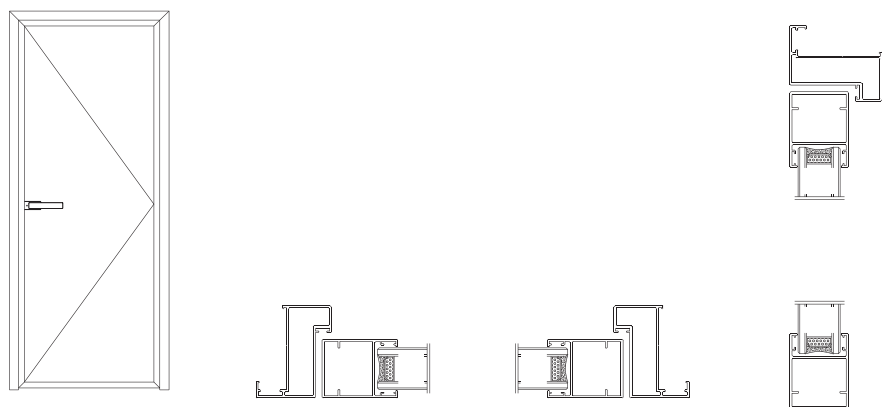
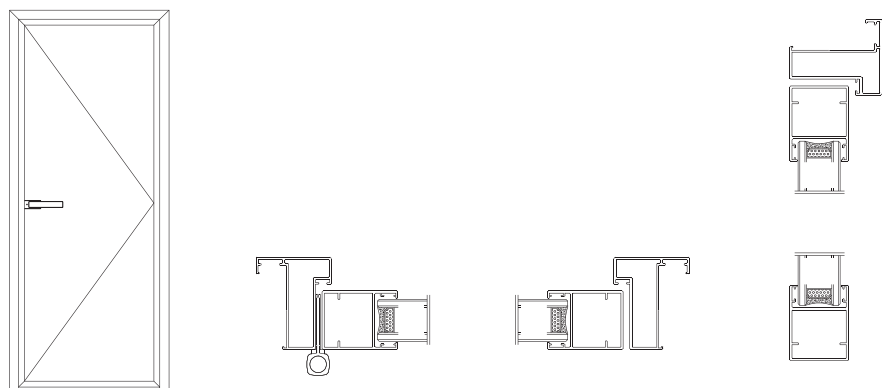


Visible Hinges/Door Handle



HARDWARE CONFIGURATION

Simplicity The minimalist design concept eliminates unnecessary decorations and creates a peaceful and comfortable living space.



SHOWCASE GRAPH

4516 SERIES

SLIDING DOOR

HIGH-END SYSTEM DOORS AND WINDOWS

Technical Parameters:

Frame thickness: 1.4mm

Size rang:

Sash width 600mm-850mm, Sash height 500mm-2400mm

Glass specification:

8mm Single layer tempered oil sand glass

Product function:

Sliding door Two/three/four/six

Product advantage:

- 1、 Appearance of product is elegant and generous
- 2、 Embedded structure design has better air and water tightness
- 3、 Extremely narrow design highlights modern fashion trends
- 4、 The door saves space and is easy to clean and maintain
- 5、 Column-free corner design can be selected to eliminate visual obstacles and allow for a more open and airy space



PRODUCT ACCESSORIES



Linkage components 2



Hanging Wheels



'1' Shaped Pull Handle, Circle Pull Handle



buffers



Hanging Wheels 3



Linkage components



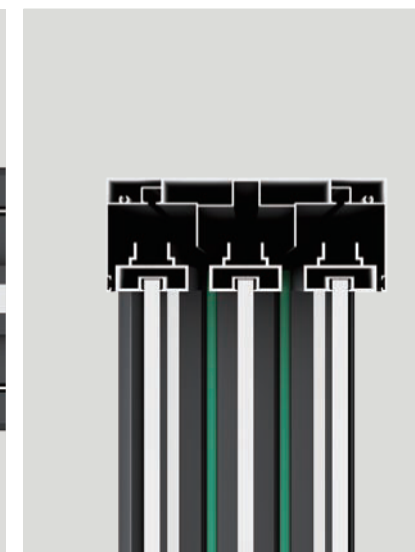

'回' Shaped Pull Handle



Hanging Wheels 2

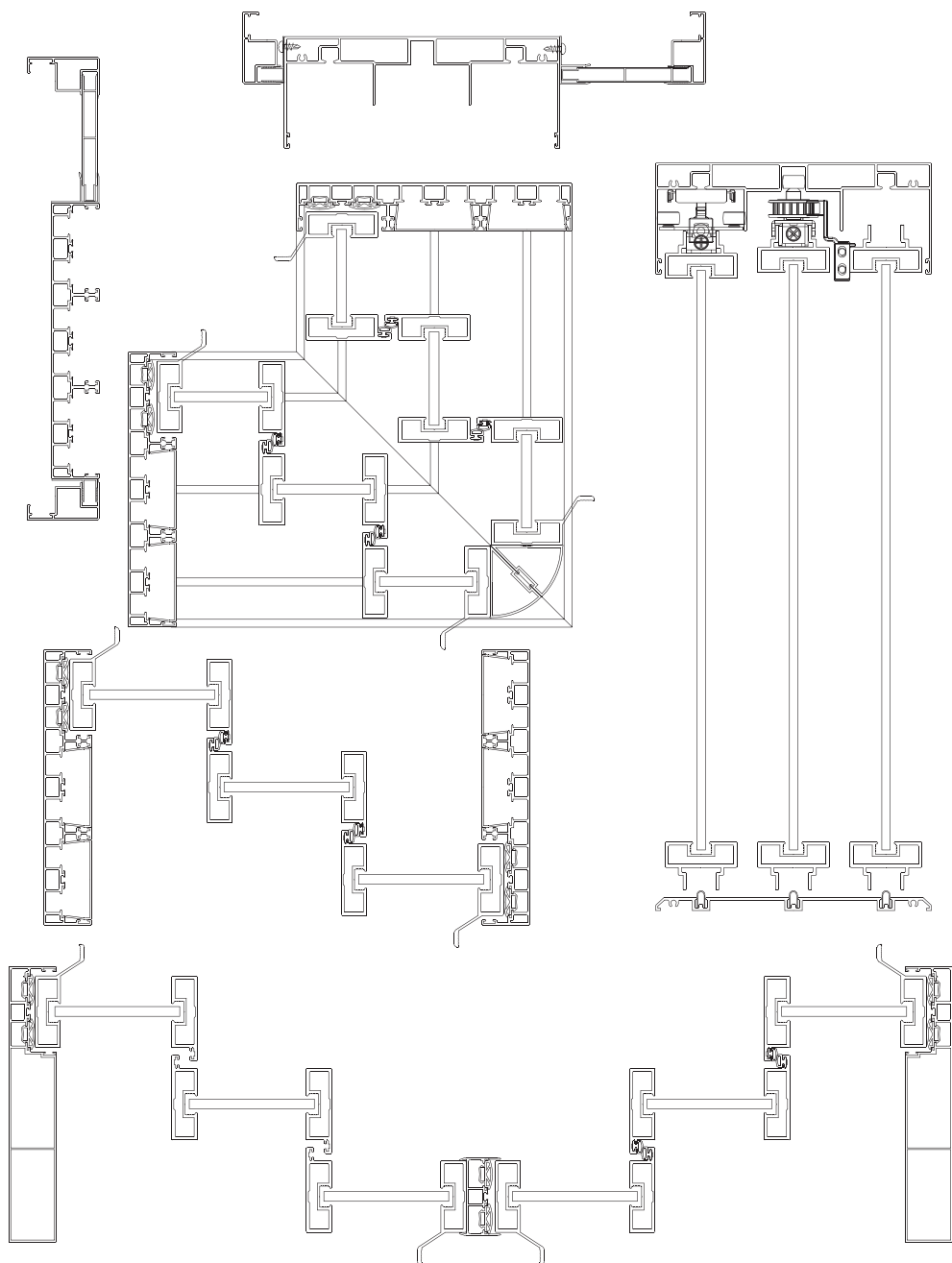


Upper Anti-Swing Wheels



HARDWARE CONFIGURATION

Simplicity The minimalist design concept eliminates unnecessary decorations and creates a peaceful and comfortable living space.



SHOWCASE GRAPH

4535 SERIES

CASEMENT DOOR

HIGH-END SYSTEM DOORS AND WINDOWS

Technical Parameters:

Frame thickness: 1.4mm

Size rang:

Sash width 600mm-850mm, Sash height 500mm-2400mm

Glass specification:

4mm+15A+4mm double clear tempered glass

Product function:

Sliding door Two/three/four/six

Product advantage:

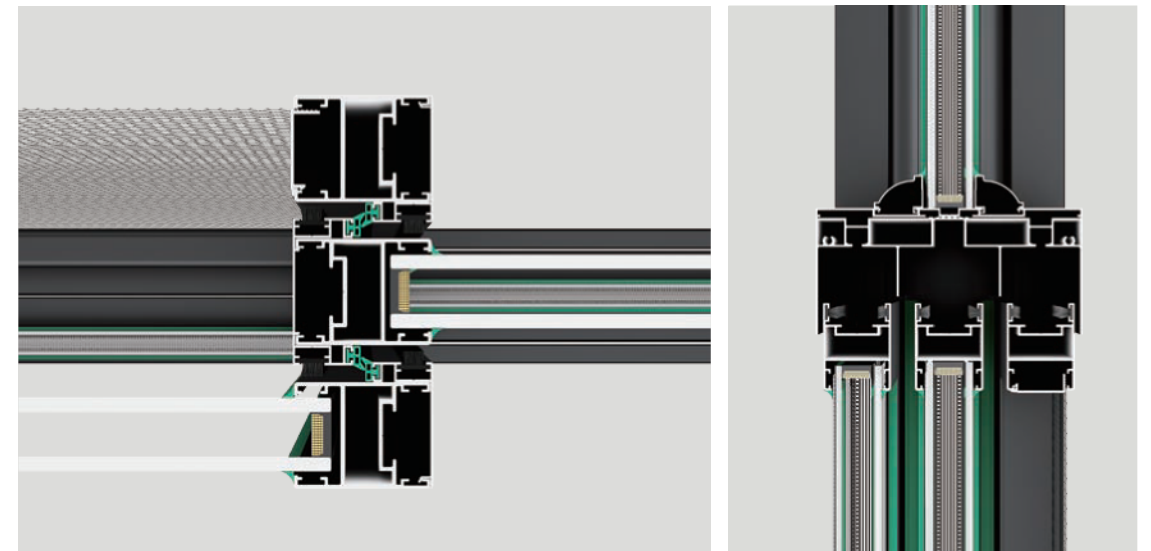
- 1、 The product appearance design is fashionable and simple, outstanding value
- 2、 Adopting stainless steel axis, carbon fiber pulley, push and pull 100,000 times without failure
- 3、 Medium and narrow design, the sense of the times and stability highlights the low-profile
- 4、 Can be made of lattice strips, craft glass and other styles with home style



PRODUCT ACCESSORIES


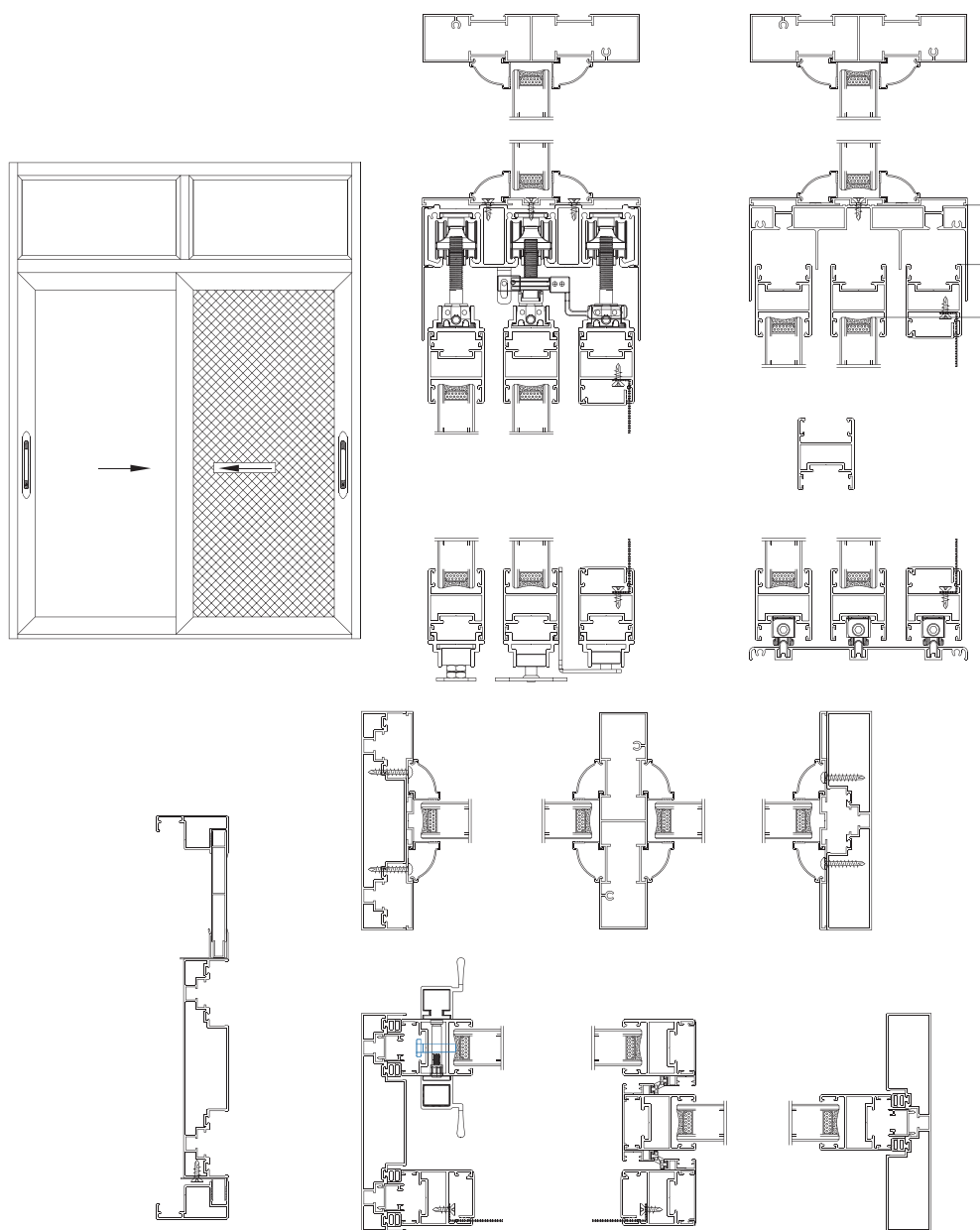


Lock, Upper Wheels, Lower Wheels



HARDWARE CONFIGURATION

Simplicity The minimalist design concept eliminates unnecessary decorations and creates a peaceful and comfortable living space.



SHOWCASE GRAPH

PANORAMIC TWO-TRACK THERMAL BREAK SLIDING DOOR

HIGH-END SYSTEM DOORS AND WINDOWS

Technical Parameters:

Frame thickness: 2.0mm

Size rang:

Sash width 600mm-5000mm, Sash height 800mm-3500mm

Glass specification:

6mm+25A+6mm double clear tempered glass

Heat insulation strip:

14.8mm

Product function:

Sliding door Two tracks with two panels/Two tracks with four panels/Three tracks with three panels/three tracks with four panels/four tracks with four panels/four tracks with eight panels/five tracks with five panels/five tracks with ten panels Two electric fans/Three electric fans

Product advantage:

- 1、 Micro-seam lower track design, compared with the traditional sliding track is more beautiful, and has better drainage performance
- 2、 When in the closed state, the frame wraps the sash design will be more stable, have higher wind pressure resistance
- 3、 Double rows of customized stainless steel pulleys, with a load capacity of up to 1500kg for a single door



PRODUCT ACCESSORIES



Anti-collision rubber



Lock




Prevent the balance wheel joint from hooking



Lock Rod


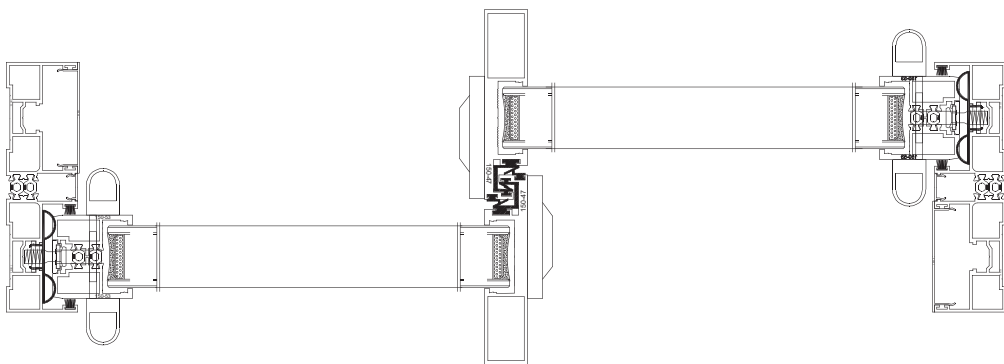

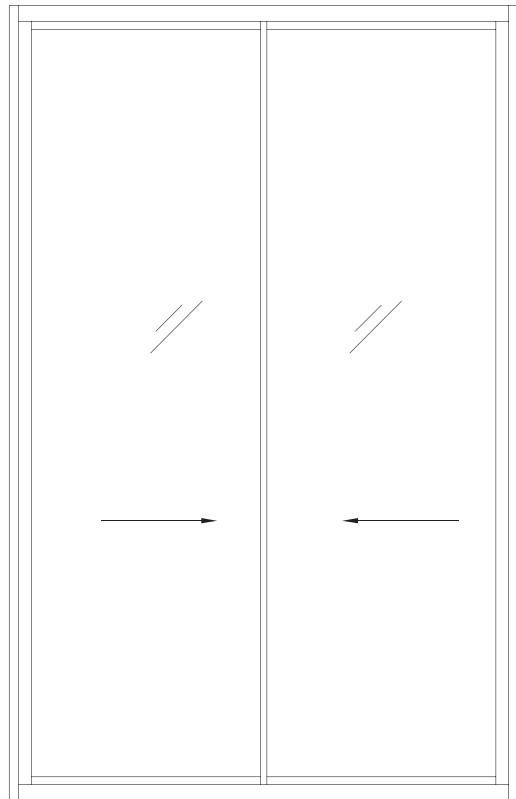


Next round



HARDWARE CONFIGURATION

Simplicity The minimalist design concept eliminates unnecessary decorations and creates a peaceful and comfortable living space.



SHOWCASE GRAPH

Foshan Ouna Aluminum Co., Ltd.

<https://www.ounawindows.com>

Email:sales01@zekindoorwin.com